


Using Padlet as a teaching tool

Caroline Aldridge: Health, Social Care and Social Work HE
Lecturer



Your confidence in using digital technology

The thought of using an online pinboard (like Padlet) in the classroom makes me feel...



Plan for the workshop

- Explain what Padlet is and how to use it
- Padlet as a teaching platform
- How students can use Padlet
- Some barriers and disadvantages of Padlet
- How Padlet might enhance teaching, learning and assessment in different settings

Put this URL into your search bar

- https://padlet.com/caroline_aldrige/padletworkshop

What is Padlet?



- An online pinboard
- Easy to add a wide range of media resources
- Uses the 'cloud' for storage
- It's free and easy to use!

https://padlet.com/caroline_aldridge/usingpadletinhe

The impact on lesson planning

- Offered me flexibility during sessions
- Enabled me to easily gather a variety resources together
- Enabled me to differentiate during sessions and in setting homework (must do, should do, could do)
- Observation of my practice: graded 1

How I use Padlet with my students

- Collaborative tool within lessons
- Collaborative tool for group work
- Co-created data bases
- Revision tool
- Assignment preparation
- Create an 'index' for each module

padlet

Caroline Aldridge · 25d

Children and Families 2017 Index

Use these links to find all the other pages...

Sessions

Session 1
https://padlet.com/caroline_aldridge/welcometocandf2017

Session 2
https://padlet.com/caroline_aldridge/candf2017session2

Session 3
https://padlet.com/caroline_aldridge/candf2017session3
Includes:
Assignment brief
Scheme of learning
Putting Children First (2016)
Children in need of help and protection (2016)

Session 6

Working with and Families Early Intervention

Working with Families Early Intervention

Session 6 2017 Children and F... Working together caroline aldridge

Child Development, attachment and developmental trauma
https://padlet.com/caroline_aldridge/dblc8l2mp44n

Co created data bases

Services for children and families
https://padlet.com/caroline_aldridge/Servicesforchildrenandfamilies2017

Stresses on Families
https://padlet.com/caroline_aldridge/sressonfamilies

Signs of abuse
https://padlet.com/caroline_aldridge/signsofabuse

Collaborative tool

- https://padlet.com/caroline_aldrige/studentcollaboration

Students can photo their work in sessions and add it

Group work: Create a time line

Each group will go away and research a different aspect of the history of children and families work. We will create a joint timeline

Thanks Toni! (for timeline)

Deb.

Timeline 1



2



3



4



What the students feedback...

I could not see the point of Padlet and it seemed like hard work gathering information and then suddenly I got it...Padlet is a fantastic way to work together to build a resource base!

Padlet gave me availability to materials and resources

...I guess that's the beauty of this kind of sharing, we all bring our own perspectives and experiences...

Undertaking online research using Padlet supported my learning

I found Padlet temperamental to use

I liked being able to work collaboratively with other students from home



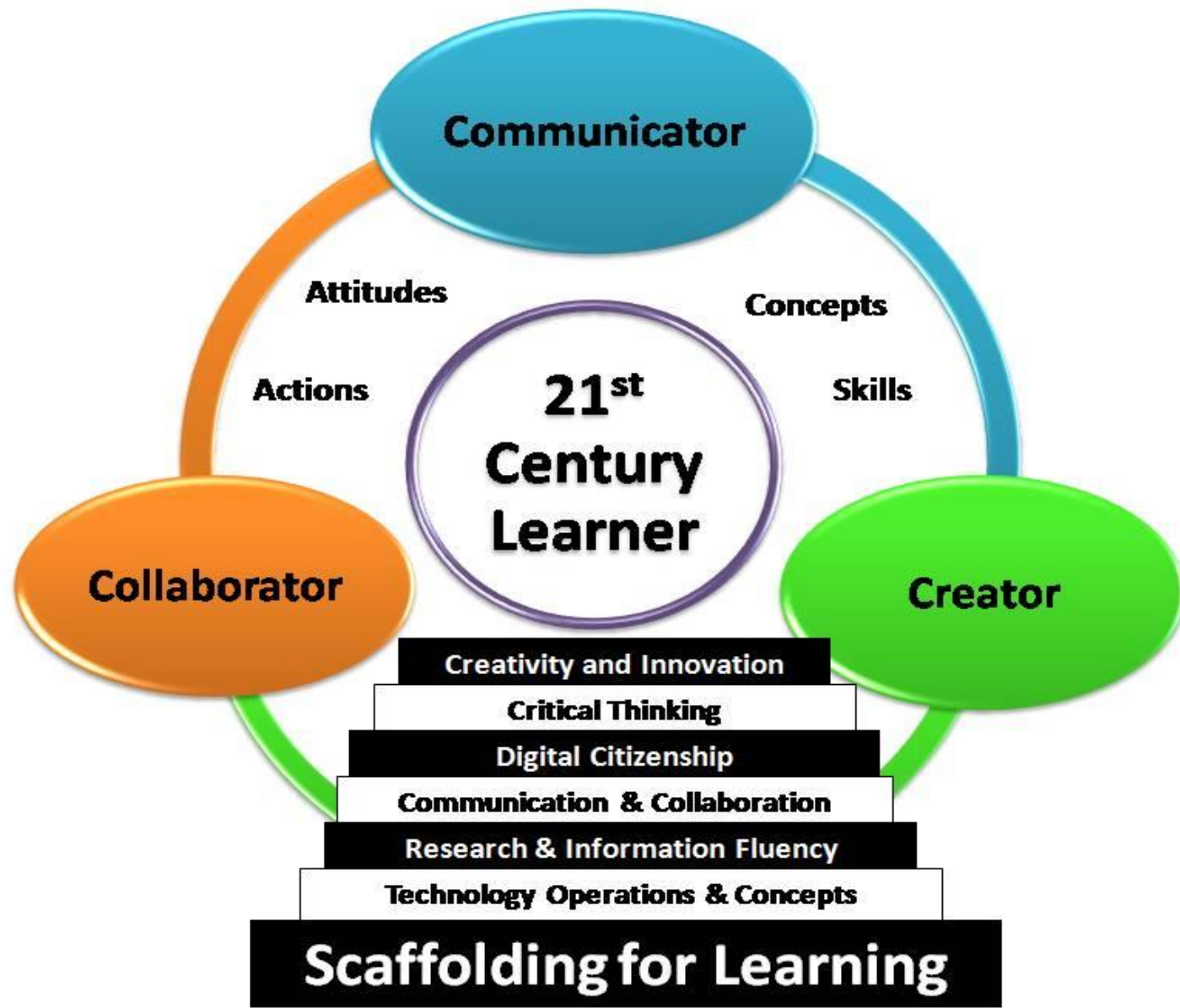
**CITY
COLLEGE
NORWICH**

Barriers and disadvantages

- It crashes when using Internet Explorer!
- It is difficult to use with iPad app
- You need consistent internet connection
- It loses sharpness on a big screen
- Some students found it visually 'messy'
- Some students are completely resistant!

Features I like and use...

- Hidden url
- Different formats (freeform, stream, grid)
- Named posts and comments
- Embedding videos, Powerpoints, journal articles etc
- Remake option
- Print option



Your ideas for using Padlet...

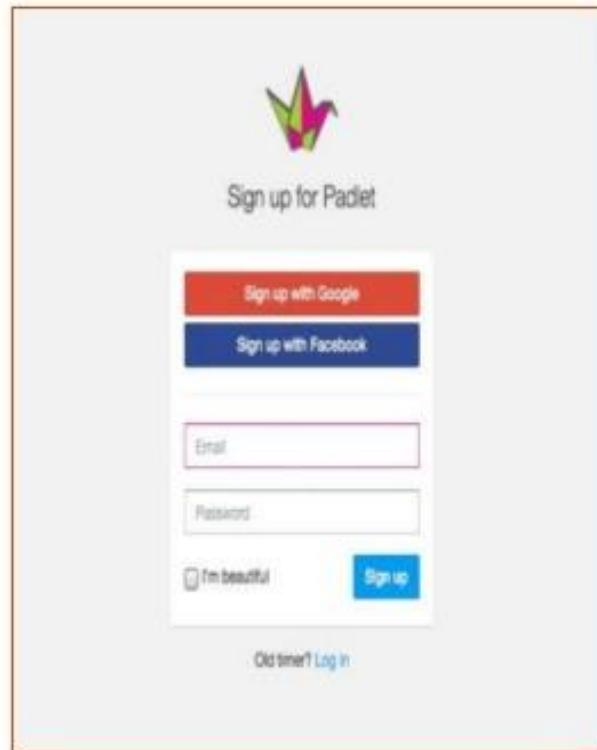
- Discuss in pairs and post on Padlet if you can!

Let's look at your Padlet contributions

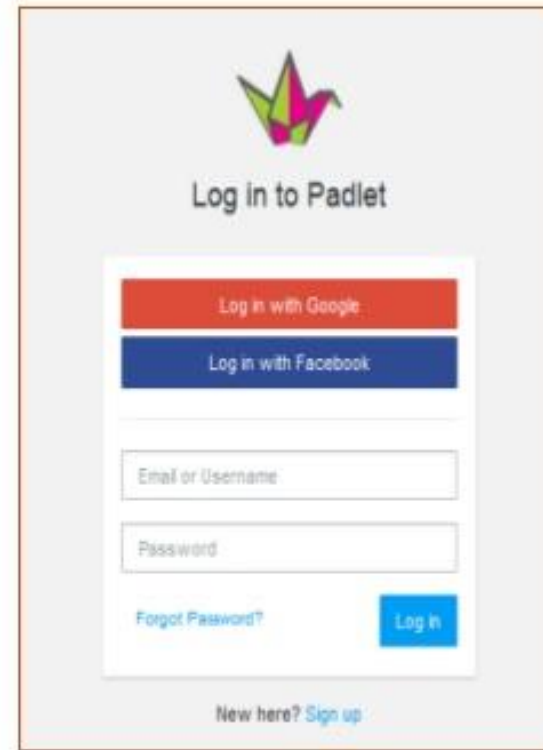
- https://padlet.com/caroline_aldrige/padletworkshop

How to sign up for Padlet

Sign up / Log in to Padlet



The 'Sign up for Padlet' screen features the Padlet logo at the top. Below it are two social media login buttons: 'Sign up with Google' (red) and 'Sign up with Facebook' (blue). The main form contains an 'Email' field, a 'Password' field, and a checkbox labeled 'I'm beautiful'. A blue 'Sign up' button is positioned to the right of the form. At the bottom, there is a link that says 'Old timer? Log in'.



The 'Log in to Padlet' screen features the Padlet logo at the top. Below it are two social media login buttons: 'Log in with Google' (red) and 'Log in with Facebook' (blue). The main form contains an 'Email or Username' field and a 'Password' field. A blue 'Log in' button is positioned to the right of the form. Below the form is a link that says 'Forgot Password?'. At the bottom, there is a link that says 'New here? Sign up'.

Your confidence in using digital technology

The thought of using an online pinboard (like Padlet) in the classroom makes me feel...



Thank you for listening...