

LTC14D0071

Title: *Narrative Report on SSDC Cases in 2013-14*
Author: Jon Sharp
Date: 19/11/14
Circulation: LTC – 3 December 2014
Agenda: LTC14A002
Version: Final
Status: Open

Issue

The report summarises and suggests learning points from the SSDC cases considered in the academic year 2013-14

Recommendation

The committee is asked to note the report

Resource Implications

N/A

Risk Implications

N/A

Equality and Diversity

The report has no E & D implications

Timing of decisions

N/A

Further Information

SSDC Narrative Summary 2013/14

Background:

The University hears a number of formal disciplinary cases each year and annual statistical reports are reported to LTC in December of each year. However, the statistical data provides only raw numbers and does not allow us to develop a more detailed picture of University discipline in relation to poor academic conduct and the types of student behaviour that lead to non-academic disciplinary cases. This is the third year in which a brief narrative analysis of SSDC cases is being provided LTC. It is hoped that as this richer data accumulates it will assist SSDC in understanding behavioural trends, fine tuning our approaches to penalty guidelines and developing the University's management of disciplinary matters.

Analysis of Cases by Type:

Regulation 13

Following a significant reduction in referrals to SSDC regarding Breaches of Regulation 13 in 2012-13, this year has seen case numbers remain almost static: there were 20 referrals in 2013-14 compared to 18 cases in the previous year, a very small increase in total numbers. However, of those referrals only 2 cases needed to proceed to a full panel hearing in order to be resolved. This is better for students as it avoids the inevitable time delay of a full hearing as well as having a lower resource cost for the University. As noted in last year's report this suggests that the University's increasing focus on attendance and engagement may be gaining ground in terms of discernible changes to student behaviour.

Regulation 18

Plagiarism and/ or collusion cases have fallen by almost a third, with 7 cases being referred in 2013-14 compared to 10 cases in the previous year. The low number of referrals when considered in the context of the student body as a whole suggests that while low level plagiarism remains an important issue for the University to continue to address, primarily in an educational way, the amount of serious plagiarism within the University remains minimal.

Regulation 14

These cases present the greatest complexity as they are concerned with matters of professional suitability and conduct. However, the number of cases is very small: There were a total of 2 cases referred to SSDC and only 1 case that proceeded to a full hearing. Given the significant number of students on courses that are covered by Regulation 14 this is a very pleasing figure that reflects the quality of teaching and professional guidance that our professional students receive.

Regulation 17

In contrast to last academic year, there were only 4 cases referred to SSDC under Regulation 17 in 2013-14. This suggests that messages to students around the conduct of assessments are being delivered more effectively and represents a drop of more than 50% when compared to 2012-13.

Regulation 15

In 2013-14 there were 5 cases referred under Regulation 15 all of which proceeded to a full panel hearing. This is in stark contrast to the previous year in which there were no referrals under this regulation, which deals with allegations of misconduct in research. There is nothing to suggest in the cases as considered that this represents a sudden change in the behaviour of PGR students. In order to test whether this is any more than a bunching of cases through random chance we will need to wait for the data for the current academic year.

Non-Academic Discipline

Non-academic cases have increased significantly, but there is insufficient evidence to suggest that this represents a trend rather an anomalous single period. There were 6 referrals to SSDC of which 5 were due to proceed to a hearing. However, of those 5 cases, the University were able to cancel 3 hearings following the student's withdrawal from their studies. It may be worth further exploration to understand what factors informed the decision to withdraw at such a late stage.

LTC14D071

Title: *Narrative Report on Academic Appeals, Complaints and OIA cases in 2013-14*
Author: Jon Sharp
Date: 18/11/14
Circulation: LTC – 3 December 2014
Agenda: LTC14A002
Version: Final
Status: Open

Issue

The report considers the Academic Appeals and Complaints and OIA referrals received in the academic year 2013-14

Recommendation

The committee is asked to note the report

Resource Implications

N/A

Risk Implications

N/A

Equality and Diversity

The report has no E & D implications

Timing of decisions

N/A

Further Information

Academic Appeals:

The number of Stage One Academic Appeals received in the academic year 2013-14 increased by approximately 12% compared to the previous year.

As noted in last year's report to LTC this appears to be broadly in line with sector norms, which show a year on year increase in the level of academic appeals, and arises from a number of factors. It is also important to note that the regulations approved in 2012 increased the grounds on which a Stage One Appeal might be submitted and so some degree of increase would be expected irrespective of the sector context.

Again, in line with last year, we have seen the volume profile of appeal submission continue to change such that the post Exam Board peak has reduced and appeals are received more evenly across the academic year. This relates to students' ability to appeal against a refusal to agree an extension to submission deadlines or the granting of a delayed first sit. The benefit for students is that their academic position can be clarified more swiftly rather than having to wait for Exam Board decisions at year-end.

In last year's report it was tentatively suggested that the reduction in the proportion of Stage One Appeals that proceeded to Stage Two might be a result of the improvements in the Appeals Procedures and the consideration of appeals by Faculty Appeal and Complaints Panels. In the 2012-13 academic year 17.2% of Stage One appeals proceeded to Stage Two and this proportional reduction has been maintained in 2013-14 with 16.7% of Stage One appeals proceeding to Stage Two. Under the previous procedures approximately 20% of cases were considered at Stage Two. This suggests that we may be able to attribute this reduction to the change in our procedures.

Importantly, when we look at the number of Stage Two appeals that have been upheld in the last year we find that 40% did not result in a different academic outcome for the student. We have increasing numbers of cases where a Stage Two appeal is upheld because the full detail of the consideration by a FACP is not contemporaneously evidenced. In these cases the FACP have almost always failed only in the recording of a rationale rather than in the process of consideration itself. This approach has meant that we are in far better position in relation to those cases that proceed to the Office of the Independent Adjudicator (OIA); by dealing with minor technical irregularities at Stage Two help reduce the number of 'Justified' and 'Partially Justified' outcomes from the OIA. More importantly, it is another approach that helps to minimise the time taken for a student to receive a final decision on their case.

Both the Learning & Teaching Service and the Students' Union Advice Centre have worked closely with a number of key contacts over the year in particular Schools where we have historically had a high number of appeals. The aim has been to develop a better level of mutual understanding and explore ways in which the right outcome for the student can be best achieved. It is noteworthy and pleasing to see that in MED, for example, the number of Stage One appeals has reduced by more than 30%.

Academic Complaints:

The statistical tables indicate that the number of Academic Complaints received within the University continues to be extremely low. There were 4 Stage Two Academic Complaints received within the period, the 4 complainants were parties to a single group complaint and so this has somewhat skewed the total figures compared to previous years. The very low level of complaints across the University as a whole suggests that, for most of our students, the University provides a high quality of service delivery and in the rare instances where a complaint is received that it is satisfactorily dealt with at the first stage of consideration.

OIA Cases:

As noted in last year's report the University continues to have above average numbers of OIA cases compared to other Universities in the same size banding. However, the extent to which we exceed the average submission level has reduced: the University received 15 new complaints in 2013-14 compared with 22 in the previous year; a reduction in volume of almost 32%. The OIA calculates its annualised bandings on a calendar year and so there is not an

absolute identity with the University's figures per annum since we calculate on the basis of an academic year for all our student related data. However, notwithstanding this difference, the University is now only exceeding the average complaint volume by 1 case (7%).

The University has a much improved profile in terms of OIA outcomes: in 2012-13 the OIA issued judgements on 14 cases, all of which related to academic appeals. The OIA determined that 5 of these complaints (18%) were Justified or Partially Justified. In 2013-14 the OIA issued judgements on 22 complaints, of which 20 related to academic appeals. The OIA determined that only 2 academic appeal related complaints (10%) were Justified or Partially Justified; a 55% reduction in the proportion of complaints in which the OIA found against the University.

The increase in the number of complaints which the OIA have found to be Not-Justified is pleasing and reflects well on our ability to respond reasonably to students' academic concerns. In 2012-13 8 complaints (57%) were determined to be Not-Justified, while in 2013-14 this number rose to 14 (70%). The Band average for Not-Justified outcomes is 50% and so we are outperforming similar institutions by a significant margin.

The positive movement indicated by the data is a result of a number of factors. The role of academic staff carefully weighing the issues in reaching panel judgements; the upholding of Stage Two appeals to ensure that deliberations are fully recorded; and the ongoing dialogue between the University and the Student Union Advice Service (UUEAS) have all played in a role in improving the student experience in this area.

It is important that the Stage 2 Appeals data is considered in the context of the University's improving OIA profile. While it can be frustrating for FACP's to be asked to reconvene in cases where the substantive issue relates to recording and articulation of decisions rather than the decision itself, the improved OIA position is directly related to this approach.

In previous years the overwhelming majority of OIA cases have arisen with MED; a situation that one might expect given the length of the MB BS course and the extremely high stakes involved. The highest number of OIA complaints continue to be located within MED, but the total number of complaints received in the year has fallen by 60% in 2013-14 when compared with the previous academic year.

During 2013-14 the University has also made, or is in the process of making, procedural amendments in response to suggestions and advice arising from the OIA's consideration of complaints. In particular, the development of more clearly articulated links between the role of Fitness to Practice Committees (or their equivalent) and Senate Student Disciplinary Committee processes was prompted by OIA findings in relation to a 2011 OIA case. In addition the OIA recently recommended that where FACP's are reconvened following a successful Stage 2 Appeal the University should use, wherever possible, individuals who have not previously considered the case in question; we have amended the size of FACP membership to help implement this recommendation.

As noted above, the OIA considered 2 complaints in the 2013-14 that did not relate to academic complaints, but arose from appeals against a non-academic disciplinary matter. The 2 complaints were connected and related to a single incident. The OIA found in favour of the complainants and the disciplinary penalties and associated fines were quashed as a result of the OIA judgement. There were a number of issues of detail that informed the OIA's judgement, but a general concern arose in the OIA's consideration of both complaints regarding the lack of effective signposting to UUEAS. This is in part a reflection of the implications of Chapter B4 of The Quality Code (Enabling Student Development & Achievement). The University currently includes a recommendation that students contact UUEAS for advice and support in all initial correspondence relating to academic appeals, complaints and discipline. It would seem sensible for this to be extended to non-academic disciplinary matters to ensure best practice across the institution.

ACADEMIC APPEALS - UNDERGRADUATE

Oct 2013-Sept 2014

Faculty and School	No. of Stage One Appeals received	Carried Forward	Not pursued by complainant	FACP Reject	FACP Upheld	Upheld Changed	Upheld Not Changed	Still in progress	Out of time	No. of Stage Two Appeals received	Carried Forward	Not pursued by complainant	Reject	Upheld	Upheld Changed	Upheld Not Changed	Still in progress
HUM																	
AMS	11			2	9	9				1							1
ART																	
FTM	3			2	1		1										
HIS	1				1	1											
HUM Fd	1				1	1											
LCS	3		1		2	2											
LDC	3			1	2	2				1			1				
MUS	1			1													
PHI	1				1	1											
PSI	6		1		5	4	1										
FMH																	
RSC	5		1	1	3	2	1										
MED	21	4	1	11	13	11	2			11			6	5	1	4	
NSC	28	7	1	14	16	16		4		8			2	6	5	1	
SCI																	
BIO	5			2	3	3											
CHE	9	2		1	8	8		2		1				1	1		
CMP	13	1	1	2	5	5		5		1			1				
ENV	7			4	3	3											
MTH	4	1		2	3	3											
NAT	1			1													
PHA	14	5		4	14	13	1	1		2			1	1		1	
SSF																	
DEV	4		1	1	2	2											
ECO	13			7	1	1		5		1			1				
EDU	23	3	1	13	12	12				4			1	2	1	1	1
LAW	12	1		4	9	7	2			3			1	2	1	1	
NBS	8			5	3	2	1										
NBS-LDN	7			2	5	5				1			1				
PSY	1				1	1				1			1				
SWK	1	1			2	2											
TOTAL	206	25	8	80	125	116	9	17		35			16	17	9	8	2

ACADEMIC APPEALS - POSTGRADUATE
Oct 2013-Sept 2014

Faculty and School	No. of Stage One Appeals received	Carried Forward	Not pursued by complainant	Reject	Upheld	Upheld Changed	Upheld Not Changed	Still in progress	Out of time	No. of Stage Two Appeals received	Carried Forward	Not pursued by complainant	Reject	Upheld	Upheld Changed	Upheld Not Changed	Still in progress
HUM																	
AMS																	
ART																	
FTM	1				1	1											
HIS																	
LCS	1	1	1		1	1											
LDC																	
MUS																	
PHI																	
PSI	3			1	2	2				1			1				
FMH																	
RSC	1			1						1			1				
MED	2				2	2											
NSC	2			1	1	1											
SCI																	
BIO																	
CHE																	
CMP	3	1		2	2	2				2				2	2		
ENV																	
MTH																	
PHA																	
SSF																	
DEV	3				3	3											
ECO	8			5	3	3											
EDU																	
LAW	4			1	3	3											
NBS	7	1		7	1	1				1			1				
NBS-LDN	4			1	3	3											
INTO										1				1	1		
SWK																	
TOTAL	39	3	1	19	22	22				6			3	3	3		

ACADEMIC COMPLAINTS - POSTGRADUATE

Oct 2013-Sept 2014

Faculty and School	No. of Stage One Complaints received	Carried Forward	Not pursued by complainant	Reject	Upheld	Upheld Changed	Upheld Not Changed	Still in progress	No. of Stage Two Complaints received	Carried Forward	Not pursued by complainant	Reject	Upheld	Still in progress
HUM														
AMS	1			1										
ART														
FTM														
HIS														
LCS														
LDC														
MUS														
PHI														
PSI														
FMH														
RSC	1				1		1							
MED														
NSC														
SCI														
BIO														
CHE														
CMP														
ENV														
MTH														
PHA														
SSF														
DEV														
ECO														
EDU	5			5					4				4	
LAW														
NBS														
SWK	1			1										
TOTAL	8			7	1		1		4				4	

OIA NEW CASES - OCT 2013 - SEPT 2014

Faculty and School	No. of Complaints received	Carried Forward	Not justified	Justified	Partly Justified	Settled	Still in progress
HUM							
AMS	2			1			1
ART							
FTM							
HIS							
LCS							
LDC	1	2	3				
MUS							
PHI							
PSI	2			1			1
FMH							
RSC							
MED	4	7	4	1	1	4	1
NSC	1	1	2				
SCI							
BIO							
CHE							
CMP	2	1	1				2
ENV							
MTH							
PHA							
SSF							
DEV							
ECO	1		1				
EDU		1	1				
LAW		1	1				
NBS							
SWK							
CCN	2		1				1
TOTAL	15	13	14	3	1	4	6

SENATE STUDENT DISCIPLINE CASES 2013/14

Senate Student Discipline Committee											Senate Appeals Committee							
Faculty & School	Referred to SSDC	Academic	Non-academic	Outcome								Was the appeal against?			Outcome			
				Student withdrew prior to Hearing	Breach and Reassessment	Breach and Withdrawn by Committee	Breach and Fine	Breach and Other	No Breach and No Action	Case not progressed	Still in Progress	Appeal against the decision of SSDC	Finding of Breach and Penalty applied	Penalty only	Reaffirmed decision of SSDC	Appeal Upheld	Other Decision	In Progress
HUM																		
ART	1	1						1										
HIS	2		2	1							1							
LCS	1	1						1										
FMH																		
AHP																		
MED	5	5				2		1			1	1	1			1		
NSC	1	1									1							
SCI																		
CMP	9	9			1	5		3					1			1		
ENV	2	2						1		1								
MTH	6	4	2					5		1								
PHA	2	2			1			1										
SSF																		
DEV	1	1						1										
ECO	3	3						2				1						
EDU																		
LAW	2		2	1						1								
NBS	2	2			1			1										
INTO																		
INTO	7	7		1				3			3							
INTO LDN																		
Total	44	38	6	3	3	7	0	20	3	6	2	1	1	0	2	0	0	0

2013/14 SSDC CASES

Regulation	No. of referrals	Paper/No Hearing	Hearing	Student withdrew prior to Hearing	Breach and Reassessment	Breach and Withdrawn by Committee	Breach and Penalty	Breach and No Penalty	No Breach and No Penalty	Case not progressed	Still in Progress	Appeal	Reaffirmed decision of SSDC	Appeal Upheld	Other Decision	In Progress	OIA
Reg 10	6	1	5	3		1			1								
Reg 13	14	12	2				8	6	2	4		1	1				
Reg 14	2	1	1			1				1		1	1				1
REG 15 (PGR)	5		5				2	1		1	1						
REG 17	4		4				3	1									
REG 18	7	1	6		3		3			1							
TOTAL	38	15	23	3	3	2	16	8	3	7	1	2	2				1

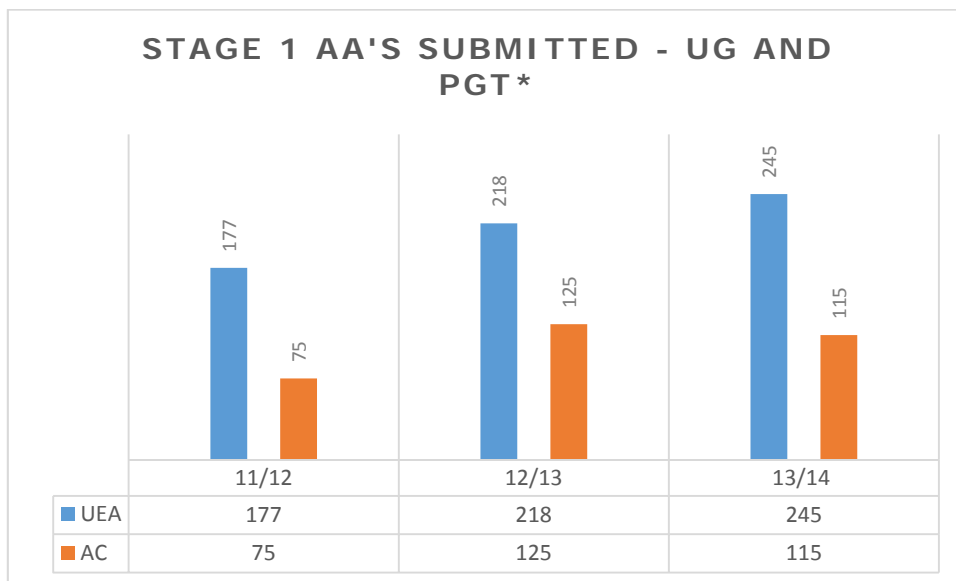
INTO UEA	No. of referrals	Paper/No Hearing	Hearing	Student withdrew prior to Hearing	Breach and Reassessment	Breach and Withdrawn by Committee	Breach and Penalty	Breach and No Penalty	No Breach and No Penalty	Case not progressed	Still in Progress	Appeal	Reaffirmed decision of SSDC	Appeal Upheld	Other Decision	In Progress	OIA
Reg 13	6	6		2				3		1							
Reg 18	1	1*															
TOTAL	7	7		2				3		1							

* student accepted downgrade to Level 2

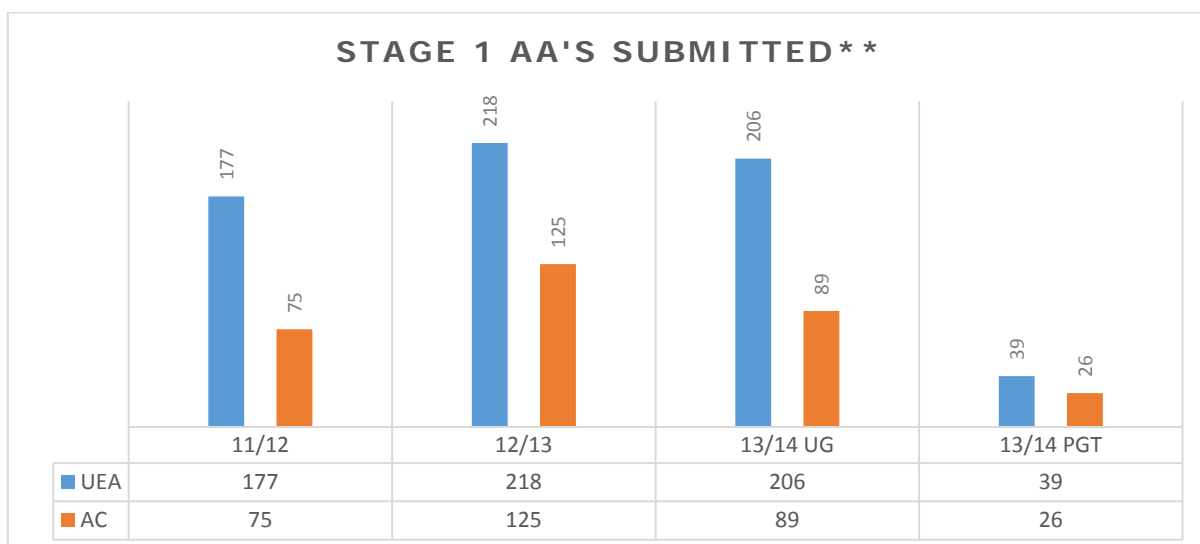
Number	Faculty	Type	Date of Receipt	Date of Outcome Letter	Outcome
13-14/1	SSF	Academic Appeal	23/08/2013	11/10/2013	
13-14/2	FMH	Academic Appeal	22/10/2013	05/12/2013	
13-14/3	HUM	Academic Complaint	24/10/2013	02/12/2013	Informally resolved within the Faculty
13-14/4	HUM	Academic Complaint	24/02/2014	02/10/2014	Informally resolved within the Faculty
13-14/5	HUM	Academic Complaint	12/03/2014	18/03/2014	
13-14/6	FMH	Academic Appeal	07/04/2014	16/06/2014	
13-14/7	SCI	Academic Appeal	16/06/2014	07/07/2014	

Stage 1 Number	Faculty	Type	Date of Receipt	Date of Outcome Letter	Outcome
13-14/2	FMH	Academic Appeal	16/01/2014	20/02/2014	
13-14/6	FMH	Academic Appeal	15/07/2014	11/08/2014	

Union Advice Service Academic Appeal Statistics October 2013 – September 2014



*These figures show the combined number of appeals submitted at Stage 1, by UG and PGT students.



** The figures for 11/12 and 12/13 show the combined number of appeals submitted at Stage 1, by UG and PGT students, the figures for 13/14 separate UG and PGT submissions.

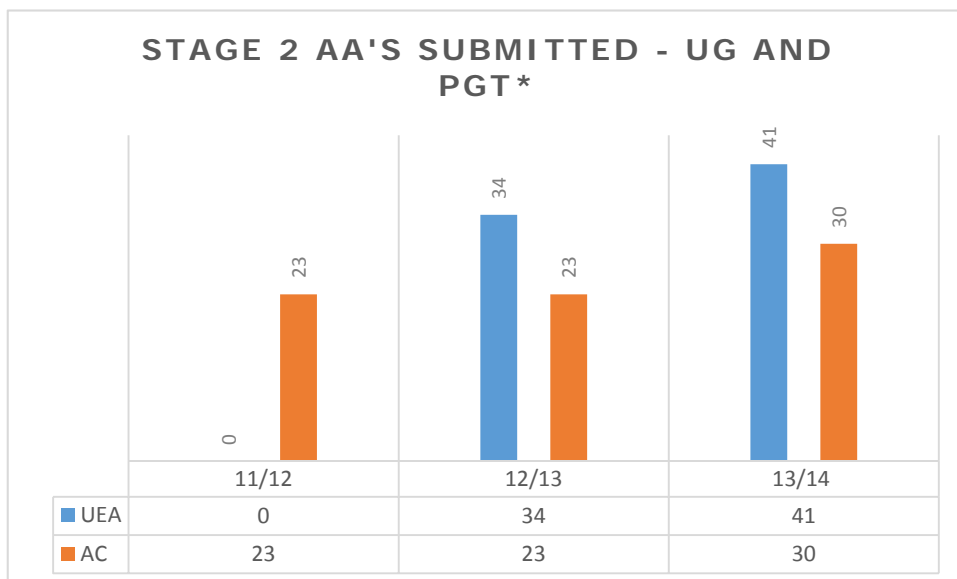
2011/12 -42% of students used the Advice Service to submit an appeal

2012/13 -57% of students used the Advice Service to submit an appeal

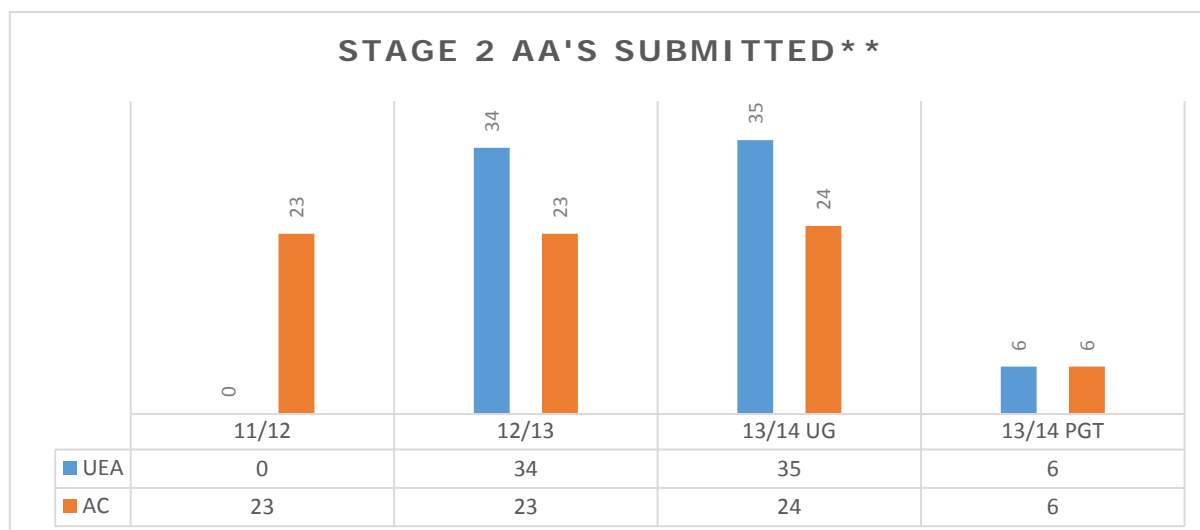
2013/14 -44% of UG students used the Advice Service to submit an appeal

2013/14 -67% of PGT students used the Advice Service to submit an appeal

2013/14 -47% of the total number of appeals submitted were done with the help of the Advice Service.



*These figures show the combined number of appeals submitted at Stage 2, by UG and PGT students.



** The figures for 11/12 and 12/13 show the combined number of appeals submitted at Stage 2, by UG and PGT students, the figures for 13/14 separate UG and PGT submissions.

2012/13 - 68% of students used the Advice Service to submit an appeal

2013/14 - 68% of UG students used the Advice Service to submit an appeal

2013/14 - 100% of PGT students of students used the Advice Service to submit an appeal

2013/14 - 85% of the total number of appeals submitted were done with the help of the Advice Service.

In 2012/13, 57% of appeals were submitted using the Advice Service and Schools that fell below this average were contacted to ensure that Advisors, Senior Advisors and Heads of School were aware of the independent service offered by the Advice Team. Responses were all very positive.

This year the overall percentage of appeals handled by the Advice Service has dropped to 47% and there are some schools which have a notable variance with the UEA and we will be making contact with those schools and relevant School reps to promote the service.

ACADEMIC APPEALS - UNDERGRADUATE

Oct 2013-Sept 2014

Faculty and School	No. of Stage One Appeals received	AC	Not pursued by complainant	AC	Reject	AC	Upheld	AC	Upheld Changed	AC	Upheld Not Changed	AC	Still in progress	AC	Out of time	AC	No. of Stage Two Appeals received	AC	Not pursued by complainant	AC	Reject	AC	Upheld	AC	Upheld Changed	AC	Upheld Not Changed	AC	Still in progress
HUM																													
AMS	11	8			2	1	9	4	9	2		1					1	1				1							1
ART																													
FTM	3	2			2		1	1		1	1																		
HIS	1						1		1																				
HUM Fd	1						1		1																				
LCS	3	3	1	IR			2	2	2																				
LDC	3				1		2		2								1	1			1	1							
MUS	1				1																								
PHI	1	1					1	1	1																				
PSI	6	3	1				5	2	4	1	1																		
FMH																													
RSC	5	3	1	IR	1	1	3	1	2		1																		
MED	21	11	1	IR	11	2	13	7	11		2			1		11	7			6	2	5	1	1	1	1	4	3	
NSC	28	21	1	1	14	9	16	11	16			6				8	8			2	3	6	1	5	4	1			
SCI																													
BIO	5	2			2		3	1	3	1																			
CHE	9	5			1	1	8	3	8	1			2			1	1					1		1			1		
CMP	13	5	1	2xIR	2	1	5	2	5				8			1	1			1	1								
ENV	7	3			4	2	3	1	3																				
MTH	4	1			2		3	1	3																				
NAT	1	1			1	1																							
PHA	14	5			4	1	14	3	13		1	1	1			2	2			1	1	1				1	1		
SSF																													
DEV	4	4	1	IR	1	1	2	1	2	1																			
ECO	13	4			7	3	1	1	1							1	2			1	1		1						
EDU	23	1	1		13	1	12		12							4				1		2		1		1		1	
LAW	12	3			4	1	9	2	7		2					3				1		2		1		1			
NBS	8	1			5	1	3		2		1																		
NBS-LDN	7	2			2	1	5	1	5							1				1									
PSY	1						1		1							1	1			1	1								
SWK	1						2		2																				
TOTAL	206	89	8	7	80	27	125	45	116	7	9	2	17	1	35	24	16	11	17	3	9	5	8	5	2				

ACADEMIC APPEALS - POSTGRADUATE

Oct 2013-Sept 2014

Faculty and School	No. of Stage One Appeals received	AC	Not pursued by complainant	AC	Reject	AC	Upheld	AC	Upheld Changed	AC	Upheld Not Changed	AC	Still in progress	AC	Out of time	AC	No. of Stage Two Appeals received	AC	Not pursued by complainant	AC	Reject	AC	Upheld	AC	Upheld Changed	AC	Upheld Not Changed	AC	Still in progress
HUM																													
AMS																													
ART																													
FTM	1	1					1	1	1																				
HIS																													
LCS	1		1				1		1																				
LDC																													
MUS																													
PHI																													
PSI	3	3			1	1	2	2	2								1	1			1	1							
FMH																													
RSC	1	1			1	1											1	1			1	1							
MED	2	1					2	1	2																				
NSC	2	1			1		1	1	1																				
SCI																													
BIO																													
CHE																													
CMP	3	3			2	1	2	2	2								2	2					2	1		1			
ENV																													
MTH																													
PHA																													
SSF																													
DEV	3	3					3	3	3																				
ECO	8	8			5	5	3	2	3	1																			
EDU																													
LAW	4	2			1	1	3	1	3																				
NBS	7	3			7	3	1		1								1	1			1	1				1			
NBS-LDN	4				1		3		3								1						1						
INTO																	1						1						
SWK																													
TOTAL	39	26	1		19	12	22	13	22	1						6	6			3	3	3			3				

ACADEMIC COMPLAINTS - POSTGRADUATE

Oct 2013-Sept 2014

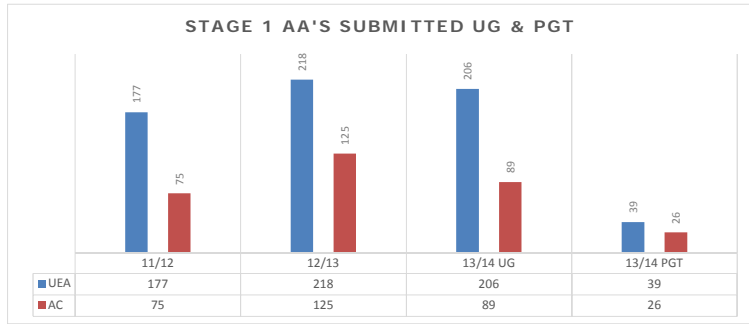
Faculty and School	No. of Stage One Complaints received	Stage One Disposition										No. of Stage Two Complaints received	Stage Two Disposition										
		AC	Not pursued by complainant	AC	Reject	AC	Upheld	AC	Upheld Changed	AC	Upheld Not Changed		AC	Still in progress	AC	Not pursued by complainant	AC	Reject	AC	Upheld	AC	Still in progress	
HUM																							
AMS	1				1																		
ART																							
FTM																							
HIS																							
LCS																							
LDC																							
MUS																							
PHI																							
PSI																							
FMH																							
RSC	1	1					1	1			1												
MED																							
NSC																							
SCI																							
BIO																							
CHE																							
CMP																							
ENV																							
MTH																							
PHA																							
SSF																							
DEV																							
ECO																							
EDU	5				5										4						4		
LAW																							
NBS																							
SWK	1	1			1	1																	
TOTAL	8	2			7	1	1	1							4						4		

OIA NEW CASES - OCT 2013 - SEPT 2014

Faculty and School	No. of Complaints received	AC	Carried Forward	Not justified	AC	Justified	AC	Partly Justified	AC	Settled	AC	Still in progress	AC
HUM													
AMS	2					1						1	
ART													
FTM													
HIS													
LCS													
LDC	1	1	2	3	1								
MUS													
PHI													
PSI	2	1				1						1	1
FMH													
RSC		1											
MED	4	1	7	4		1	1	1		4		1	
NSC	1		1	2									
SCI													
BIO													
CHE													
CMP	2		1	1								2	
ENV													
MTH													
PHA													
SSF													
DEV													
ECO	1	1		1	1								1
EDU			1	1									
LAW			1	1									
NBS													
SWK													
CCN	2			1								1	
TOTAL	15	5	13	14	2	3	1	1		4		6	2

S1

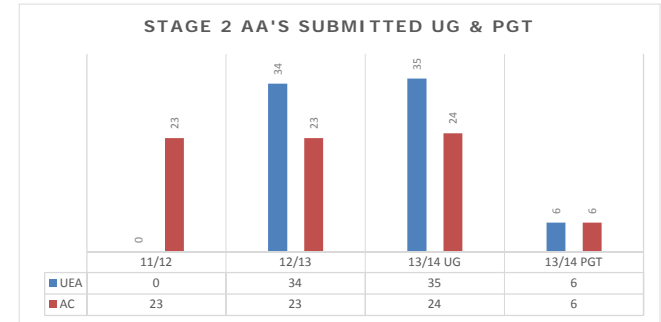
	11/12	12/13	13/14 UG	13/14 PGT
UEA	177	218	206	39
AC	75	125	89	26



2011/12 42% with AC
 2012/13 57% with AC
 2013/14 44% UG with AC
 2013/14 67% PGT with AC
 2013/14 58% (of UG and PGT appeals) with AC

S2

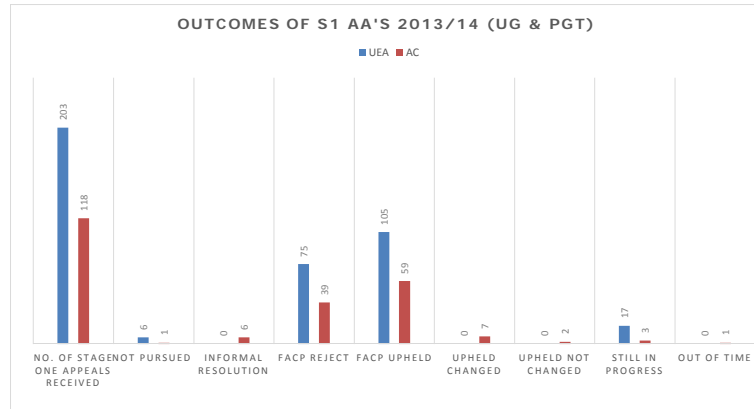
	11/12	12/13	13/14 UG	13/14 PG
UEA	No figures available	34	35	6
AC	23	23	24	6



2011/12 No figures available for UEA
 2012/13 68% with AC
 2013/14 68% UG with AC
 2013/14 100% PGT with AC
 2013/14 85% (UG and PGT appeals) with AC

**Outcomes
S1**

	No. of Stage One Appeals received	Not pursued	Informal Resolution	FACP Reject	FACP Upheld	Upheld Changed	Upheld Not Changed	Still in progress	Out of time
2013/14	203	6	0	75	105	0	0	17	0
UEA	118	1	6	39	59	7	2	3	1



S2	No. of Stage Two Not pursued	Reject	Upheld	Upheld Changed	Upheld Not Changed	Still in progress	Out of time
UEA	35	0	15	18	0	0	2
AC	30	0	14	4	7	5	0

