

LTC12D052

Learning & Teaching Committee - 5 December 2012

Stage One Academic Appeals, Monthly breakdown September 2010 - September 2012

School	Sep-10	Sep-11	UAC	Sep-12	UAC	Oct-10	Oct-11	UAC	Nov-10	Nov-11	UAC	Dec-10	Dec-11	UAC	Jan-11	Jan-12	UAC	Feb-11	Feb-12	UAC	Mar-11	Mar-12	UAC	Apr-11	Apr-12	UAC	May-11	May-12	UAC	Jun-11	Jun-12	UAC	Jul-11	Jul-12	UAC	Aug-11	Aug-12	UAC	
AHP	2	3	2	0		0	1	1	0	0		1	0		0	0		0	2		0	0		0	0		1	0		1	0		1	0		0	0		
AMS	0	1		0		0	0		0	0		0	1	1	0	0		0	0		0	1		0	0		0	0		0	3	3	3	0		1	0		
ART	0	0		1		0	0		0	0		0	0		0	0		0	0		0	0		0	0		0	0		0	0		0	0		0	0		
BIO	2	5	1	2	2	1	1		0	0		0	1		0	1		0	0		0	0		0	0		0	0		3	4		7	3		0	1		
CHE	0	3	2	2	2	2	0		0	0		0	0		0	0		0	0		0	0		0	0		0	2		1	0		4	7	1	1	0		
CMP	0	2	2	1		0	1	1	0	0		0	0		0	0		2	0		0	0		0	1		0	0		1	11		5	4		0	0		
DEV	0	1		0		2	0		0	0		1	1		0	0		0	1		0	0		0	0		0	0		0	0		2	1		0	0		
ECO	1	1	1	0		0	0		0	0		0	0		2	0		0	0		0	0		0	4	3	6	1	1	1	2	2	1	4	0		0	0	
EDU	1	0		1		0	0		0	0		0	0		0	0		0	0		0	0		1	1		2	0		1	0		2	0		0	0		
ENV	0	0		1		0	0		0	0		1	0		0	0		0	0		0	1		0	1	1	1	0		2	0		4	3	1	1	0		
FTM	0	0		0		0	0		0	0		0	0		0	0		1	0		1	0		0	0		0	1	1	0	0		1	0		0	0		
HIS	0	0		0		0	0		0	0		0	0		0	0		0	0		0	0		0	0		0	0		0	3		5	2		1	0		
LAW	0	0		1		0	0		0	0		0	0		0	0		0	0		0	0		0	0		0	0		0	1		4	6	5	1	1	1	
LCS	0	0		0		0	0		0	0		0	0		0	0		0	0		0	0		0	1		0	0		0	1	1	1	1		0	0		
LDC	0	0		0		0	0		0	0		0	0		0	0		0	0		0	0		0	0		0	0		0	0		0	4		0	0		
LIT	0	0		0		0	0		0	0		0	0		0	0		0	0		0	0		0	1		0	0		2	0		3	0		0	0		
MED	14	25	21	6	3	2	2	2	0	0		0	1		0	0		0	0		0	0		0	0		0	0		1	2		6	8	5	3	3	2	
MTH	0	1		2		4	0		0	0		0	0		0	0		0	0		0	0		0	0		0	0		0	0		2	3		0	0		
MUS	0	0		0		0	0		0	1		0	0		0	0		0	0		0	0		0	0		0	0		0	0		0	0		0	0		
NBS	4	5	3	4	4+1(Ld)	2	1		1	0		3	0		0	1	1	1	0		1	1		1	0		1	0		0	2		0	3		0	0		
NSC	8	6	4	2	3	4	2	1	1	3	2	7	3	3	8	1	1	0	1	1	4	2	2	5	4	2	7	2	2	2	7	6	0	4	2	0	2	2	
PHA	0	7	5	2		0	0		0	0		0	0		0	0		0	0		0	0		0	0		0	0		0	0		3	1	1	0	0		
PHI	0	1		0		0	0		0	0		0	0		0	0		0	0		0	0		0	0		0	0		0	0		0	1		0	0		
PSI	0	0		0		0	0		0	0		0	0		0	0		0	0		0	0		0	0		0	0		0	3	1	1	2	2	0	0		
SCI	0	0		0		0	0		0	0		0	0		0	0		0	0		0	0		0	0		0	0		0	0		0	1		0	0		
SWP	4	1		0		0	0		0	0		0	0		0	0		0	0		0	0		1	0		0	0		0	0		1	0		0	0		
Totals	36	62	41	25	15	17	8	9	2	4	2	13	7	4	10	3	2	4	4	1	6	5	2	8	13	6	18	6	4	15	39	11	63	56	18	12	7	9	

Summary data

Advice Centre submitted

1st September 2010 - 31st August 2011 = 204 (LTC listed 215)

1st September 2011 - 31st August 2012 = 214

101

September 2012 = 25

15

APPEALS AND OIA DATA

01/09/11 to 30/09/12 - N.B. 13 month period

01/09/11 to 30/09/12 - N.B. 13 month period

01/09/11 to 30/09/12 - N.B. 13 month period

STAGE ONE

SCHOOL	Outstanding from previous year	Received in year	TOTAL	Breakdown of Accepted cases							Academic decision changed?		
				Union Advice Centre Sub-mitted	Accepted	Rejected	Union Advice Centre Rejected	Awaiting decision	Union Advice Centre Other	Union Advice Centre Upheld	Yes	No	In Progress
AMP	1	6	7	3	5	1	1	1	2	3	1	1	
AMS	0	6	6	2	4	4	0	0	0	0	0	0	
ART	0	1	1	0	0	1	0	0	0	0	0	0	
BIO	6	18	24	3	9	14	0	0	0	0	0	0	
CHE	0	14	14	6	10	1	0	0	0	0	0	0	
CMP	1	20	21	3	4	15	1	1	2	2	1	1	
DEV	0	4	4	0	2	2	0	0	0	0	0	0	
ECO	1	10	11	0	6	4	1	0	0	0	0	0	
EDU	0	2	2	0	2	0	0	0	0	0	0	0	
ENV	6	6	12	2	1	9	0	1	2	1	0	0	
FTV	0	1	1	1	0	1	1	0	0	0	0	0	
HIS	0	5	5	0	1	4	0	0	0	0	0	0	
LAW	0	9	9	0	7	2	0	0	0	0	0	0	
LCS	0	3	3	1	1	2	1	0	0	0	1	0	
LDC	0	4	4	0	4	0	0	0	0	0	0	0	
LIT	0	1	1	0	1	0	0	0	0	0	0	0	
MED	1	47	48	33	16	31	15	1	1	10	1	5	
MTH	2	6	8	0	2	3	0	2	0	1	1	0	
MUS	0	1	1	0	1	0	0	0	0	0	0	0	
NBS	0	17	17	5	12	8	1	0	0	0	0	0	
NSC	0	39	39	11	28	11	0	0	0	0	0	0	
PHA	0	10	10	0	8	2	1	0	0	0	0	0	
PHI	0	2	2	0	1	1	0	0	0	0	0	0	
PSI	0	5	5	1	4	3	0	0	0	0	0	0	
SCI	0	1	1	0	0	1	0	0	0	0	0	0	
SWP	1	1	2	0	0	1	0	1	0	0	0	0	
Total	19	239	258	110	109	136	47	8	1	66	86	16	

Key: 1 appeal withdrawn by student
including concessions
Of the 239 Stage One Appeals received, 62 were received between 01/09/11 and 30/09/11

STAGE TWO

SCHOOL	Outstanding from previous year	Received in year	TOTAL	Breakdown of Accepted cases							Academic decision changed?			Appeal Upheld			If Panel upholds appeal: Academic decision changed?				
				Union Advice Centre Sub-mitted	Accepted	Rejected	Union Advice Centre Rejected	Awaiting decision	Union Advice Centre Other	Union Advice Centre Upheld	HoS to reconsider Stage One decision	Yes	No	In Progress	HoS does not reconsider Stage One decision: Panel Hearing	Yes	No	In Progress	Yes	No	In Progress
AMP	0	1	1	1	0	1	1	0	0	0	0	0	0	0	0	0	0	0	0	0	
AMS	0	1	1	1	0	1	1	0	0	0	0	0	0	0	0	0	0	0	0	0	
ART	0	0	0	0	0	0	0	0	0	0	0	0	0	0	0	0	0	0	0	0	
BIO	1	1	2	0	1	1	0	0	0	0	0	0	1	1	0	0	0	0	0	0	
CHE	0	3	3	0	1	1	1	1	1	1	1	0	1	1	0	0	0	0	0	0	
CMP	0	2	2	0	0	2	1	0	0	0	0	0	0	0	0	0	0	0	0	0	
DEV	0	2	2	1	0	2	1	0	0	0	0	0	0	0	0	0	0	0	0	0	
ECO	1	0	1	0	1	0	0	0	0	0	0	0	1	1	0	0	0	0	0	0	
EDU	0	0	0	0	0	0	0	0	0	0	0	0	0	0	0	0	0	0	0	0	
ENV	0	3	3	0	0	3	1	0	0	0	0	0	0	0	0	0	0	0	0	0	
FTV	0	1	1	1	0	1	1	0	0	0	0	0	0	0	0	0	0	0	0	0	
HIS	0	0	0	0	0	0	0	0	0	0	0	0	0	0	0	0	0	0	0	0	
LAW	0	0	0	0	0	0	0	0	0	0	0	0	0	0	0	0	0	0	0	0	
LCS	0	0	0	0	0	0	0	0	0	0	0	0	0	0	0	0	0	0	0	0	
LDC	0	0	0	0	0	0	0	0	0	0	0	0	0	0	0	0	0	0	0	0	
LIT	0	0	0	0	0	0	0	0	0	0	0	0	0	0	0	0	0	0	0	0	
MED	3	21	24	14	4	19	12	1	0	0	0	0	4	3	1	0	0	0	0	0	
MTH	1	0	1	0	1	0	0	0	0	0	0	0	1	0	0	0	0	0	0	0	
MUS	0	0	0	0	0	0	0	0	0	0	0	0	0	0	0	0	0	0	0	0	
NBS	2	1	3	0	2	1	0	0	0	0	0	0	2	1	1	0	0	0	0	0	
NSC	0	3	3	0	0	3	0	0	0	0	0	0	0	0	0	0	0	0	0	0	
PHA	0	1	1	0	0	1	0	0	0	0	0	0	0	0	0	0	0	0	0	0	
PHI	0	0	0	0	0	0	0	0	0	0	0	0	0	0	0	0	0	0	0	0	
PSI	0	0	0	0	0	0	0	0	0	0	0	0	0	0	0	0	0	0	0	0	
SCI	0	0	0	0	0	0	0	0	0	0	0	0	0	0	0	0	0	0	0	0	
SWP	0	0	0	0	0	0	0	0	0	0	0	0	0	0	0	0	0	0	0	0	
Total	8	40	48	10	10	36	22	2	1	1	1	10	7	3	0	0	0	0	0	0	

Of the Stage Two Appeals submitted 2011/12, the breakdown for submission was:
01/09/11-30/06/12
01/07/12-30/09/12

AMP -1	NBS -1
CMP -2	BIO -1
CHE -1	CHE -2
DEV -2	ENV -1
ENV -2	MED -6
FTV -1	NSC -1
MED -15	
NBS -1	
NSC -2	
PHA -1	
Total -28	Total -12

OIA

SCHOOL	Outstanding from previous year	Submitted	TOTAL	Breakdown of Accepted cases								
				Stable	Intelligible	Settled elsewhere	Settled	Not justified	Partially justified	Fully justified	In Progress	
AMP	0	0	0	0	0	0	0	0	0	0	0	0
AMS	0	0	0	0	0	0	0	0	0	0	0	0
ART	1	1	2	2	0	0	0	0	0	1	0	1
BIO	0	0	0	0	0	0	0	0	0	0	0	0
CHE	1	0	1	1	0	0	0	0	0	0	0	1
CMP	0	0	0	0	0	0	0	0	0	0	0	0
DEV	0	0	0	0	0	0	0	0	0	0	0	0
ECO	0	0	0	0	0	0	0	0	0	0	0	0
EDU	0	0	0	0	0	0	0	0	0	0	0	0
ENV	0	1	1	1	0	0	0	0	0	0	0	0
FTV	0	0	0	0	0	0	0	0	0	0	0	0
HIS	0	0	0	0	0	0	0	0	0	0	0	0
LAW	0	1	1	1	0	0	0	0	0	0	0	0
LCS	0	0	0	0	0	0	0	0	0	0	0	0
LDC	0	0	0	0	0	0	0	0	0	0	0	0
LIT	0	0	0	0	0	0	0	0	0	0	0	0
MED	0	10	10	9	1	0	0	0	0	2	2	3
MTH	0	0	0	0	0	0	0	0	0	0	0	0
MUS	0	0	0	0	0	0	0	0	0	0	0	0
NBS	2	0	2	2	0	0	0	0	0	1	0	1
NSC	0	0	0	0	0	0	0	0	0	0	0	0
PHA	0	0	0	0	0	0	0	0	0	0	0	0
PHI	0	0	0	0	0	0	0	0	0	0	0	0
PSI	0	1	1	1	0	0	0	0	0	0	0	1
SCI	0	0	0	0	0	0	0	0	0	0	0	0
SWP	0	0	0	0	0	0	0	0	0	0	0	0
Total	4	14	18	17	1	0	0	0	0	2	3	5

Union Advice Centre Figures (1)

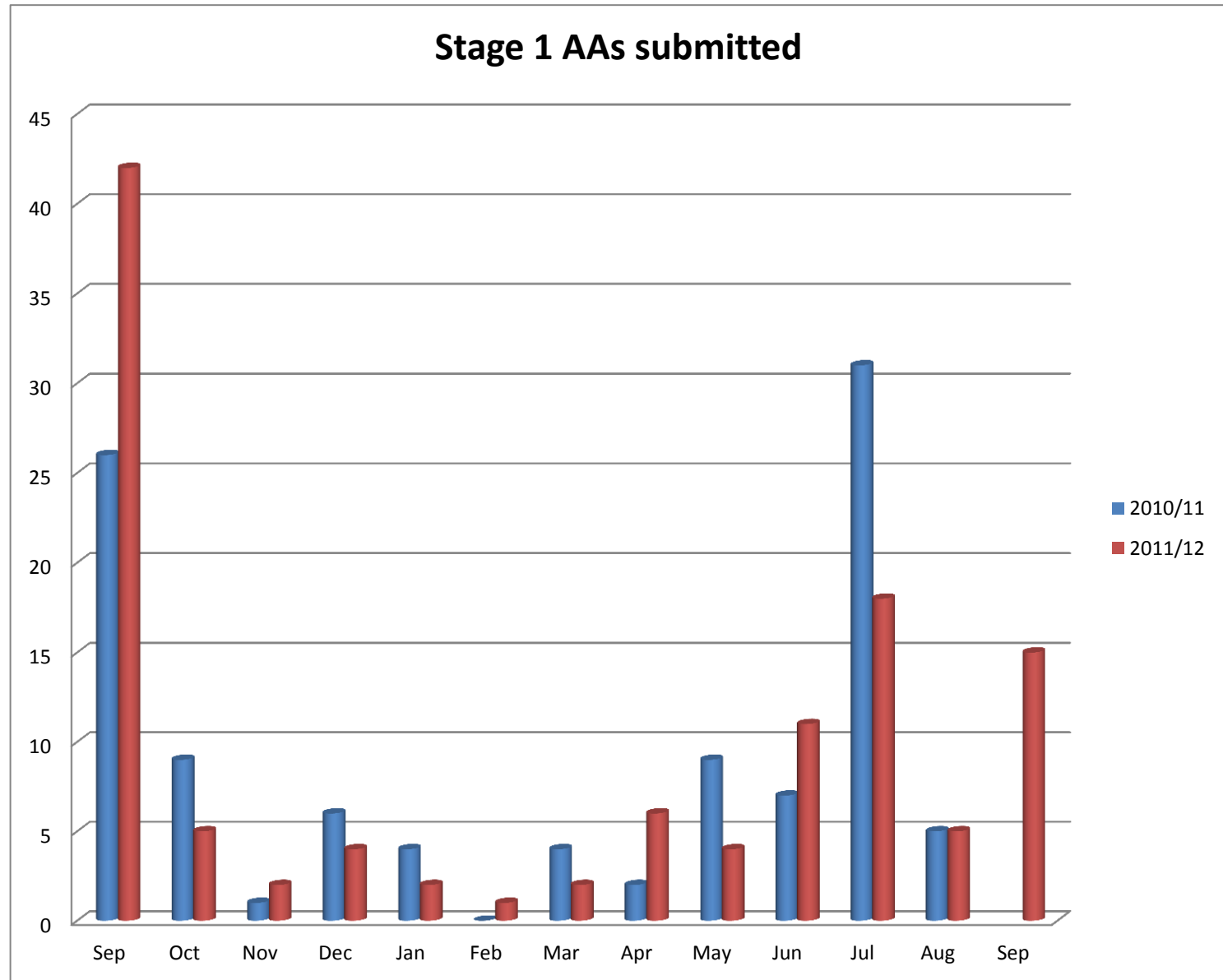
UNION ADVICE CENTRE APPEALS

Stage 1

	2010/11	2011/12
Sep	26	42
Oct	9	5
Nov	1	2
Dec	6	4
Jan	4	2
Feb	0	1
Mar	4	2
Apr	2	6
May	9	4
Jun	7	11
Jul	31	18
Aug	5	5
Sep		15
TOTAL	104	117

Please note:

2011/12 = 13 month period
as agreed with UEA LTS to
record from 01.10.12.



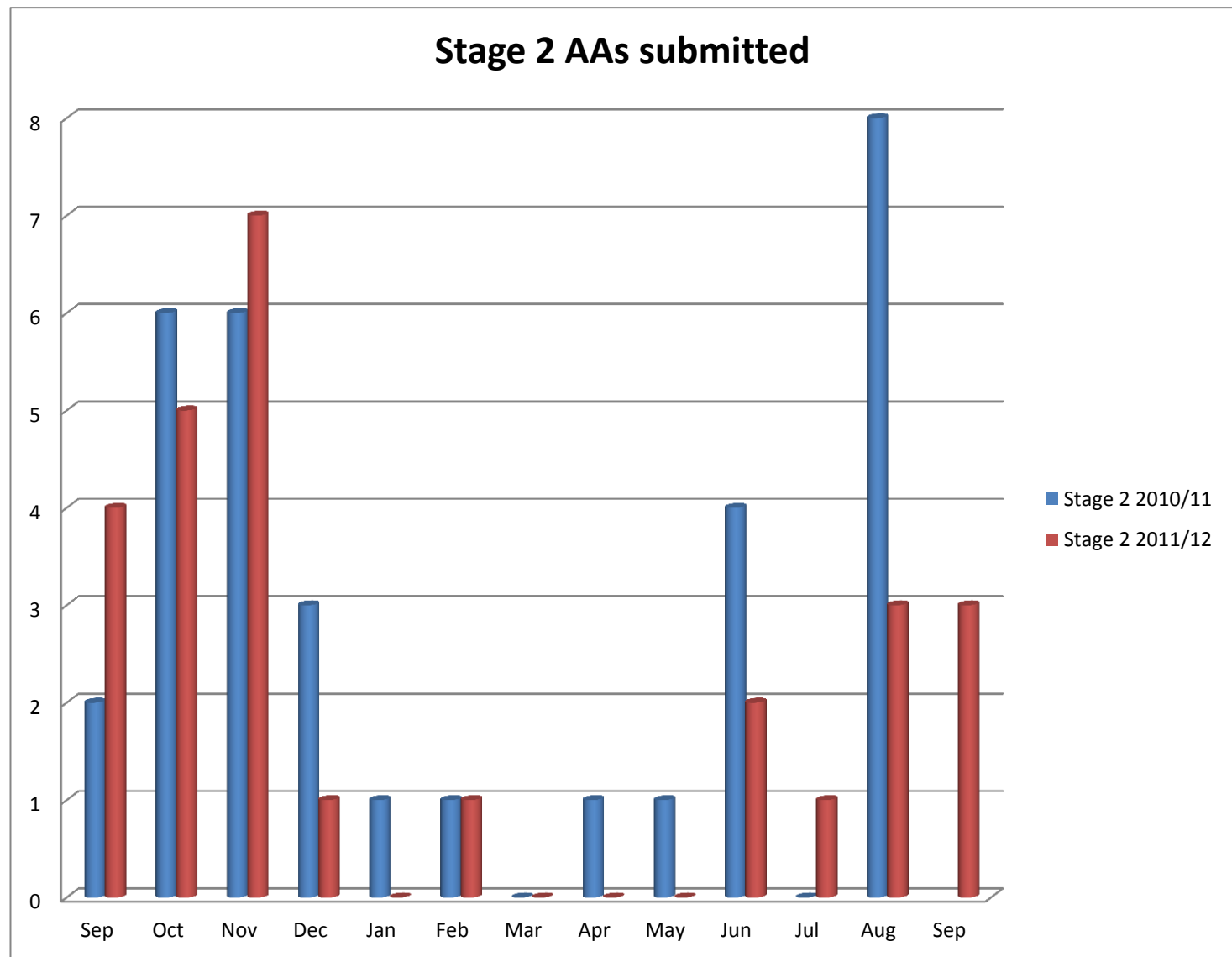
UNION ADVICE CENTRE APPEALS

Stage 2

	2010/11	2011/12
Sep	2	4
Oct	6	5
Nov	6	7
Dec	3	1
Jan	1	0
Feb	1	1
Mar	0	0
Apr	1	0
May	1	0
Jun	4	2
Jul	0	1
Aug	8	3
Sep		3
TOTAL	33	27

Please note:

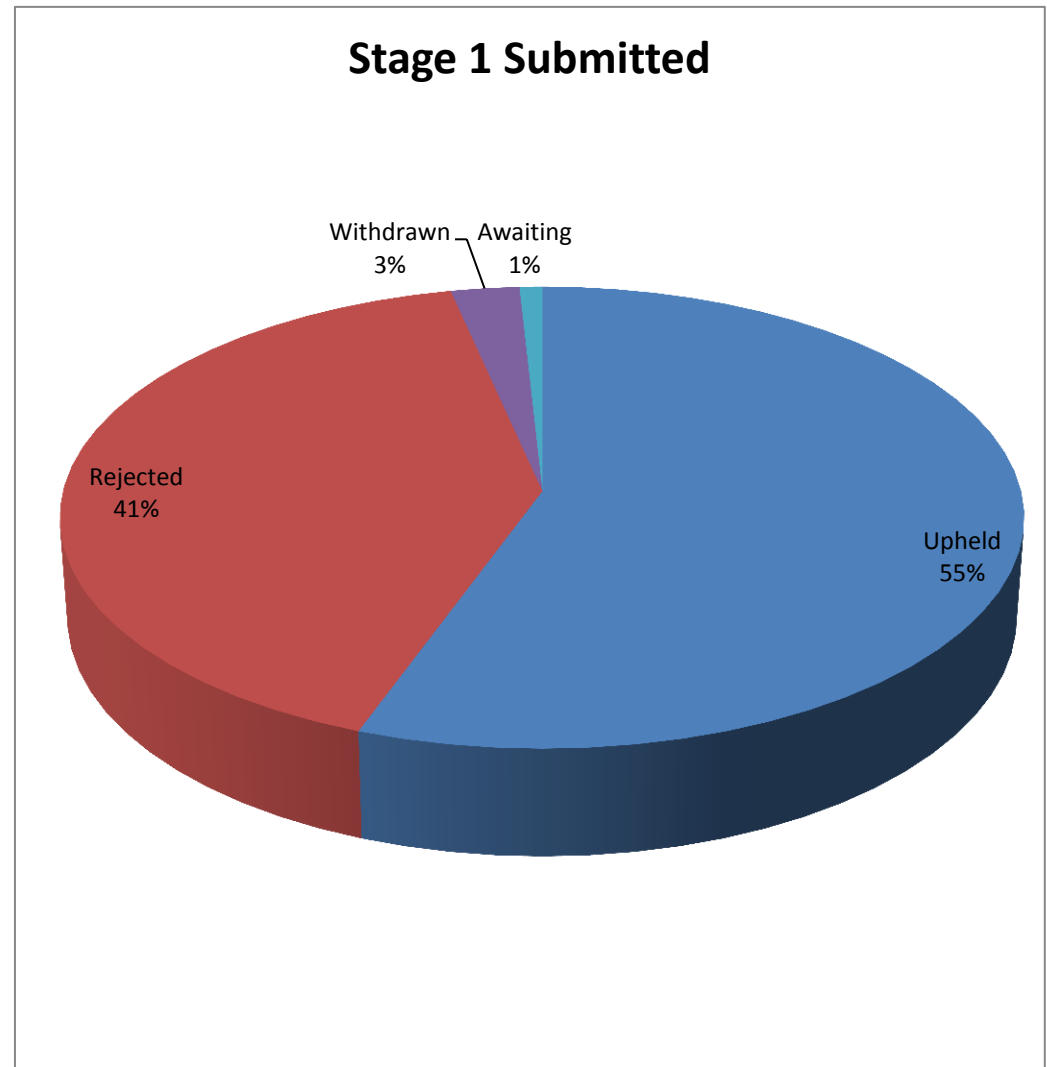
2011/12 = 13 month period
as agreed with UEA LTS to
record from 01.10.12.



UNION ADVICE CENTRE APPEALS

2011 / 12

Stage 1	Submitted	Upheld	Rejected	Withdrawn	Awaiting
Sep	42	27	14	1	0
Oct	5	3	2	0	0
Nov	2	1	1	0	0
Dec	4	2	2	0	0
Jan	2	1	1	0	0
Feb	1	1	0	0	0
Mar	2	1	1	0	0
Apr	6	5	0	1	0
May	4	1	3	0	0
Jun	11	4	7	0	0
Jul	18	5	13	0	0
Aug	5	4	1	0	0
Sep	15	10	3	1	1
TOTAL	117	65	48	3	1

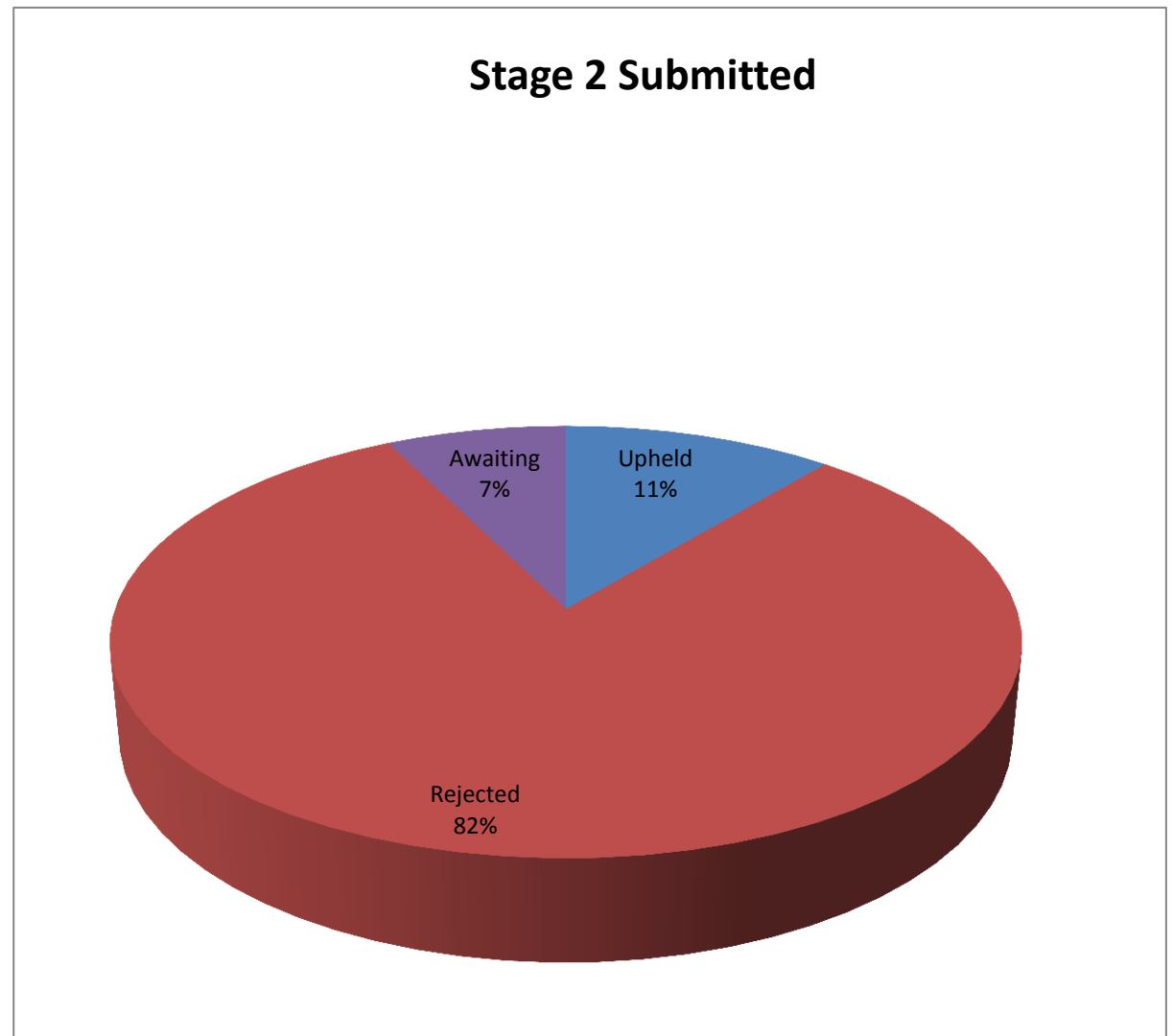


30/11/2012

UNION ADVICE CENTRE APPEALS

2011 / 12

Stage 2	Submitted	Upheld	Rejected	Awaiting
Sep	4	1	3	0
Oct	5	1	4	0
Nov	7	0	7	0
Dec	1	0	1	0
Jan	0	0	0	0
Feb	1	0	1	0
Mar	0	0	0	0
Apr	0	0	0	0
May	0	0	0	0
Jun	2	0	2	0
Jul	1	0	1	0
Aug	3	1	2	0
Sep	3	0	1	2
TOTAL	27	3	22	2
% TOTAL		11	82	7



UNION ADVICE CENTRE APPEALS

2011 / 12

O I A	Submitted	Fully justified	Partially justified	Not justified	In progress	Settled
O/S	2	2				
Sep						
Oct						
Nov						
Dec	1			1		
Jan	3	2			1	
Feb	2			1	1	
Mar	1		1			
Apr						
May						
Jun						
Jul						
Aug						
Sep						
TOTAL	9	4	1	2	2	

