

Q1 Department/College/University

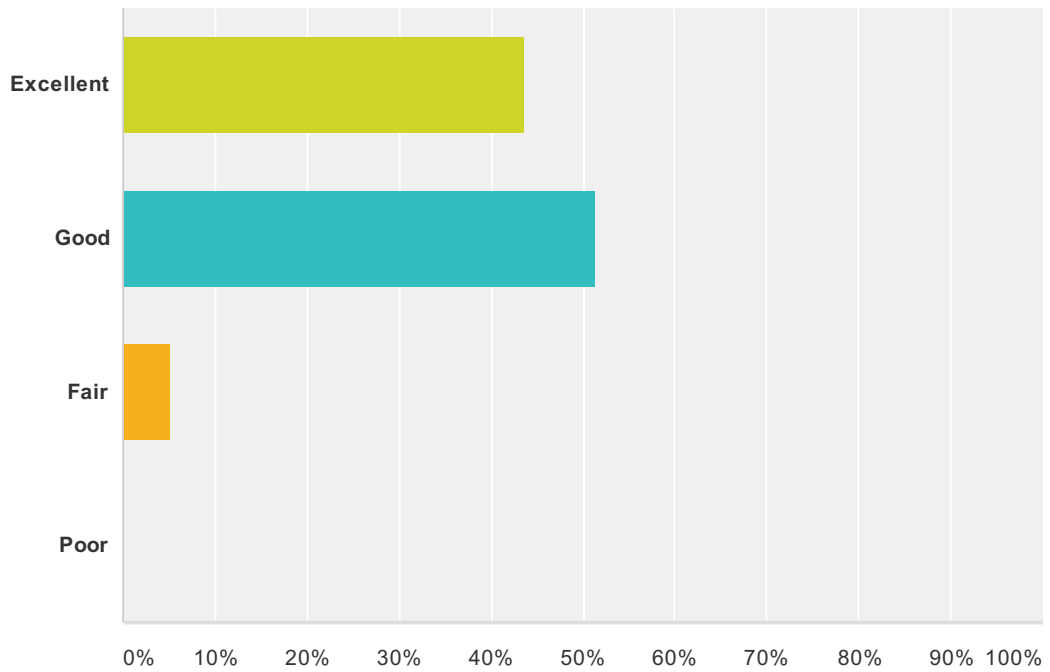
Answered: 78 Skipped: 0

**Q2 What is your position (e.g. UEA
Research Staff, PGR Student, Other staff)**

Answered: 78 Skipped: 0

Q3 How interesting did you find the day?

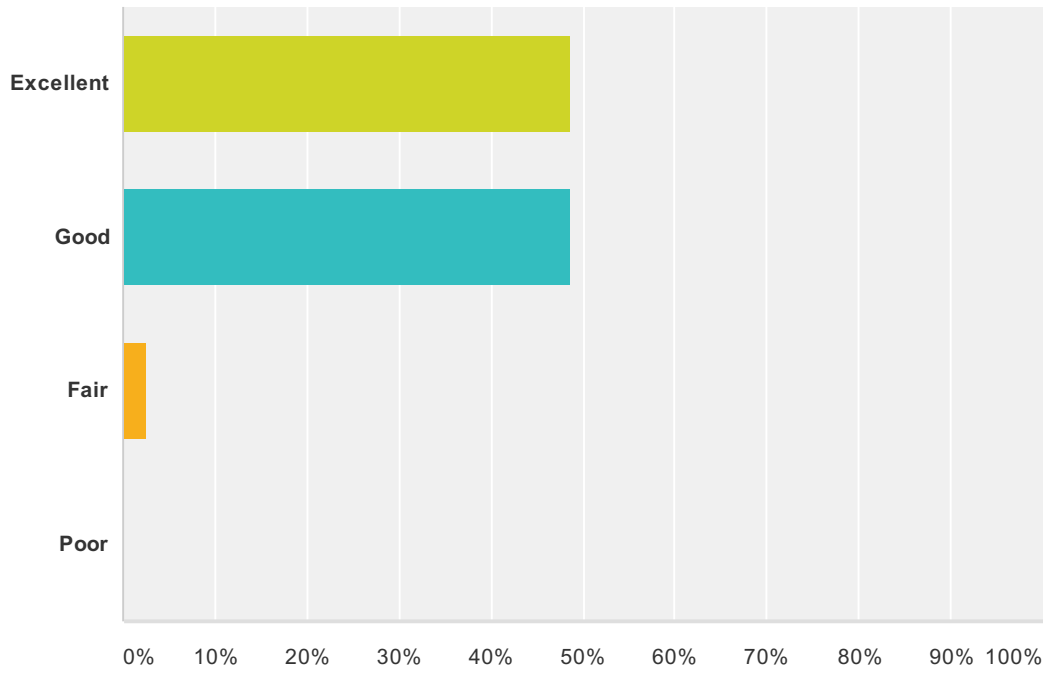
Answered: 78 Skipped: 0



Answer Choices	Responses
Excellent	43.59% 34
Good	51.28% 40
Fair	5.13% 4
Poor	0.00% 0
Total	78

Q4 How do you rate the general structure of the day?

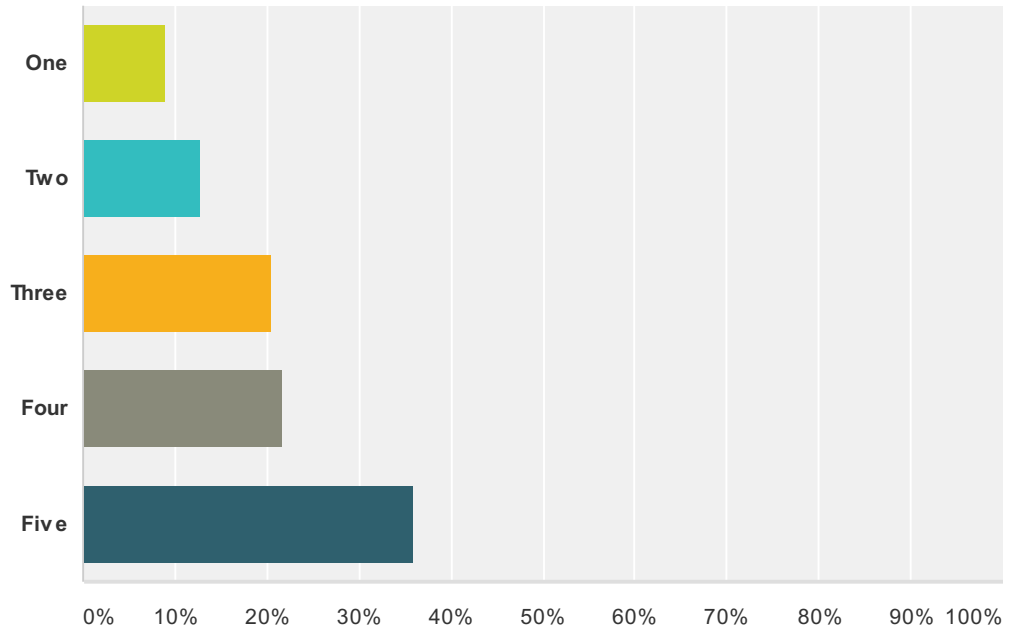
Answered: 78 Skipped: 0



Answer Choices	Responses
Excellent	48.72% 38
Good	48.72% 38
Fair	2.56% 2
Poor	0.00% 0
Total	78

Q5 How many sessions did you attend in total EXCLUDING the keynote and plenary presentations?

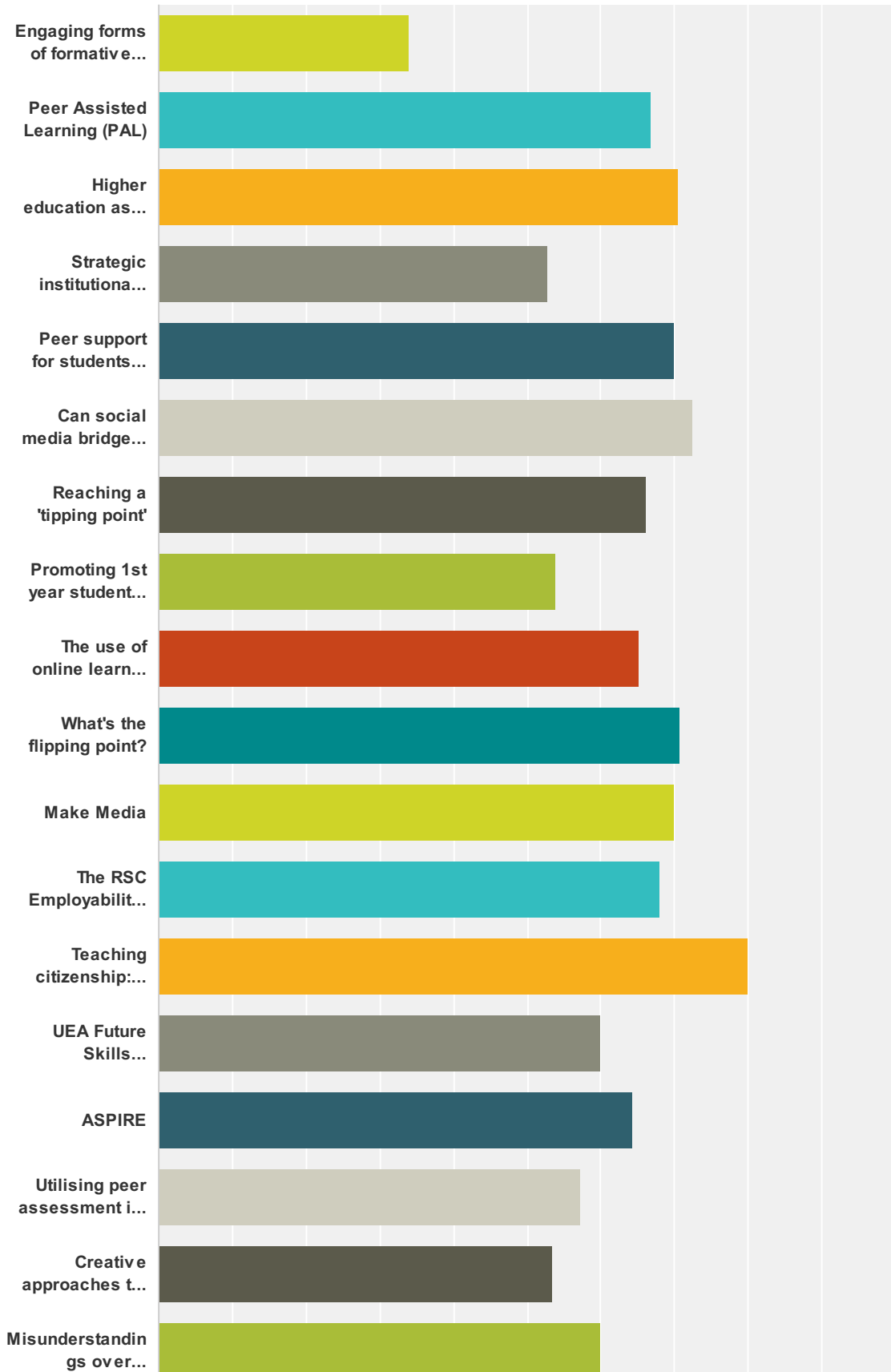
Answered: 78 Skipped: 0



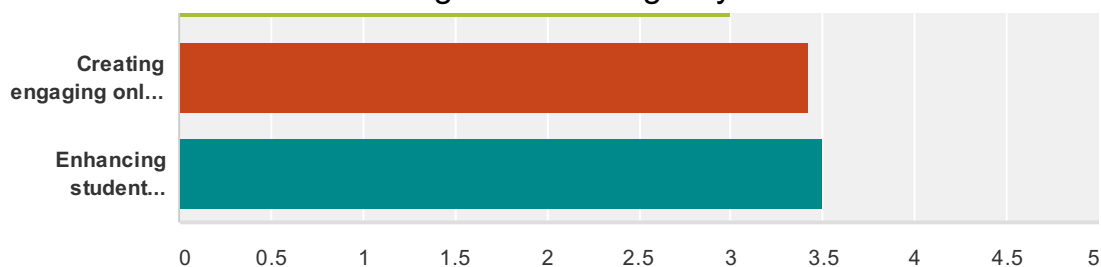
Answer Choices	Responses
One	8.97% 7
Two	12.82% 10
Three	20.51% 16
Four	21.79% 17
Five	35.90% 28
Total	78

Q6 On a scale of 1 - 4 (where 1 is poor and 4 is excellent) please rate each session you attended in terms of CONTENT.

Answered: 78 Skipped: 0



UEA Learning and Teaching Day 2014



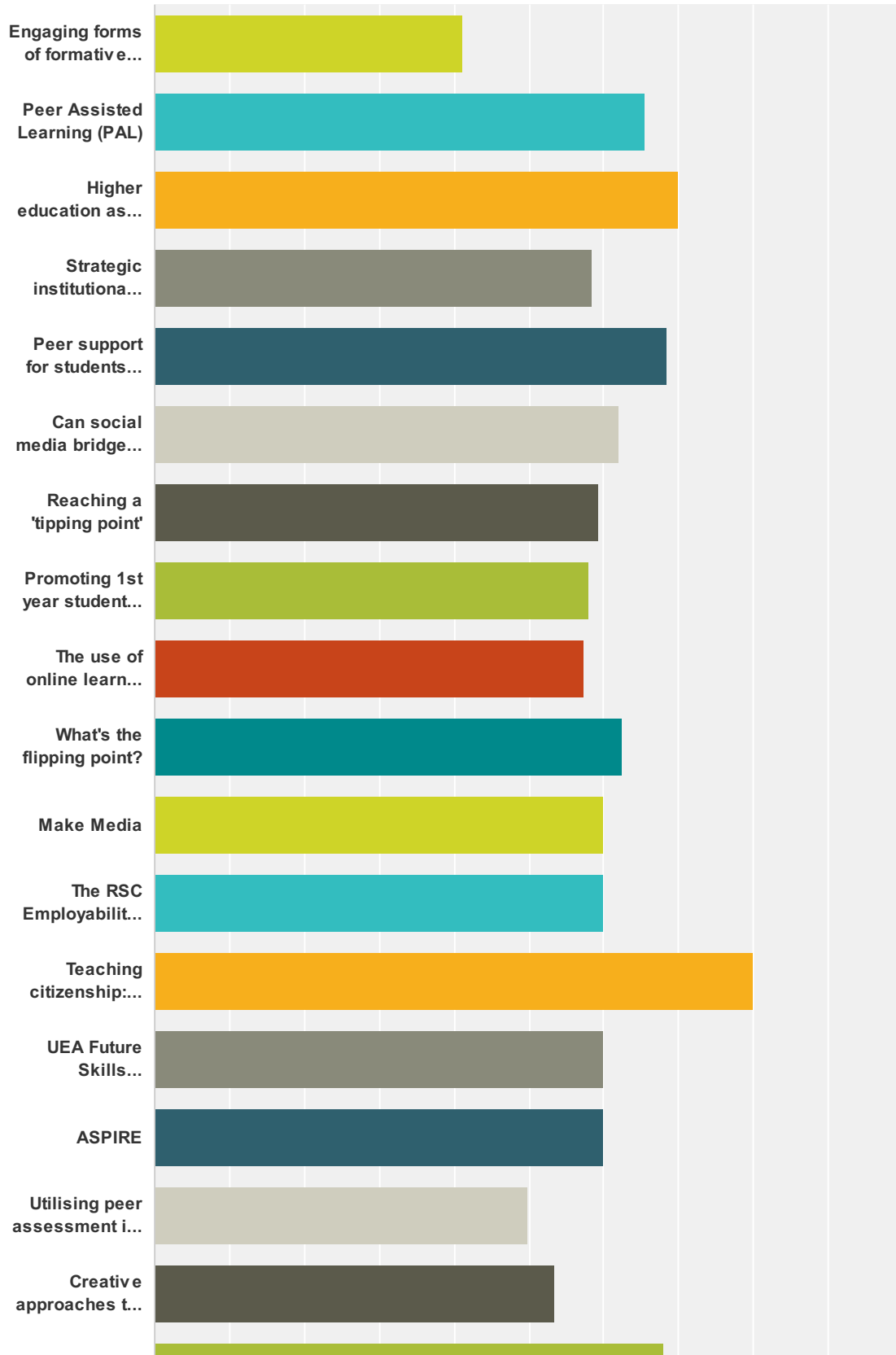
	1	2	3	4	Total	Average Rating
Engaging forms of formative assessment	60.61% 20	18.18% 6	12.12% 4	9.09% 3	33	1.70
Peer Assisted Learning (PAL)	3.45% 1	0.00% 0	55.17% 16	41.38% 12	29	3.34
Higher education as a partnership: students as 'co-creators'	0.00% 0	6.67% 1	33.33% 5	60.00% 9	15	3.53
Strategic institutional change in teaching, learning and assessment	7.14% 1	42.86% 6	28.57% 4	21.43% 3	14	2.64
Peer support for students with disabilities...	0.00% 0	8.33% 1	33.33% 4	58.33% 7	12	3.50
Can social media bridge the engagement gap between theory and practice?	0.00% 0	6.90% 2	24.14% 7	68.97% 20	29	3.62
Reaching a 'tipping point'	3.85% 1	7.69% 2	42.31% 11	46.15% 12	26	3.31
Promoting 1st year students' understanding/participation with assessment/feedback processes	6.25% 2	34.38% 11	43.75% 14	15.63% 5	32	2.69
The use of online learning and Prezi learning tools...	8.70% 2	4.35% 1	39.13% 9	47.83% 11	23	3.26
What's the flipping point?	0.00% 0	7.69% 2	30.77% 8	61.54% 16	26	3.54
Make Media	0.00% 0	16.67% 1	16.67% 1	66.67% 4	6	3.50
The RSC Employability Development Portfolio	0.00% 0	20.00% 1	20.00% 1	60.00% 3	5	3.40
Teaching citizenship: community engagement in the classroom	0.00% 0	0.00% 0	0.00% 0	100.00% 4	4	4.00
UEA Future Skills Initiative and the Higher Education Academy (HEA)	10.00% 1	10.00% 1	50.00% 5	30.00% 3	10	3.00
ASPIRE	11.11% 1	0.00% 0	44.44% 4	44.44% 4	9	3.22
Utilising peer assessment in radiography	14.29% 1	14.29% 1	42.86% 3	28.57% 2	7	2.86
Creative approaches to gaining service user feedback in the assessment of social work students	16.67% 1	16.67% 1	50.00% 3	16.67% 1	6	2.67
Misunderstandings over research in PGT courses	0.00% 0	20.00% 1	60.00% 3	20.00% 1	5	3.00
Creating engaging online learning in the School of Nursing Sciences	0.00% 0	8.33% 1	41.67% 5	50.00% 6	12	3.42

UEA Learning and Teaching Day 2014

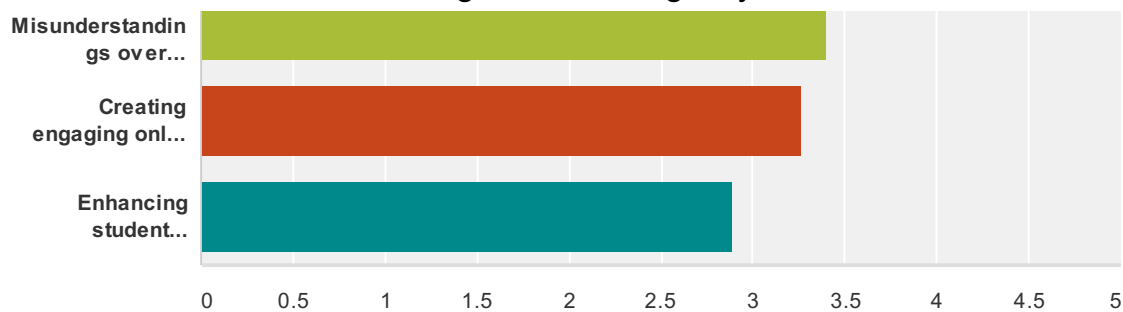
Enhancing student learning through service user involvement in FMH pre-registration programmes	0.00% 0	0.00% 0	50.00% 4	50.00% 4	8	3.50
--	-------------------	-------------------	--------------------	--------------------	---	------

Q7 On a scale of 1 - 4 (where 1 is poor and 4 is excellent) please rate each session you attended in terms of opportunity to participate/interact.

Answered: 78 Skipped: 0



UEA Learning and Teaching Day 2014



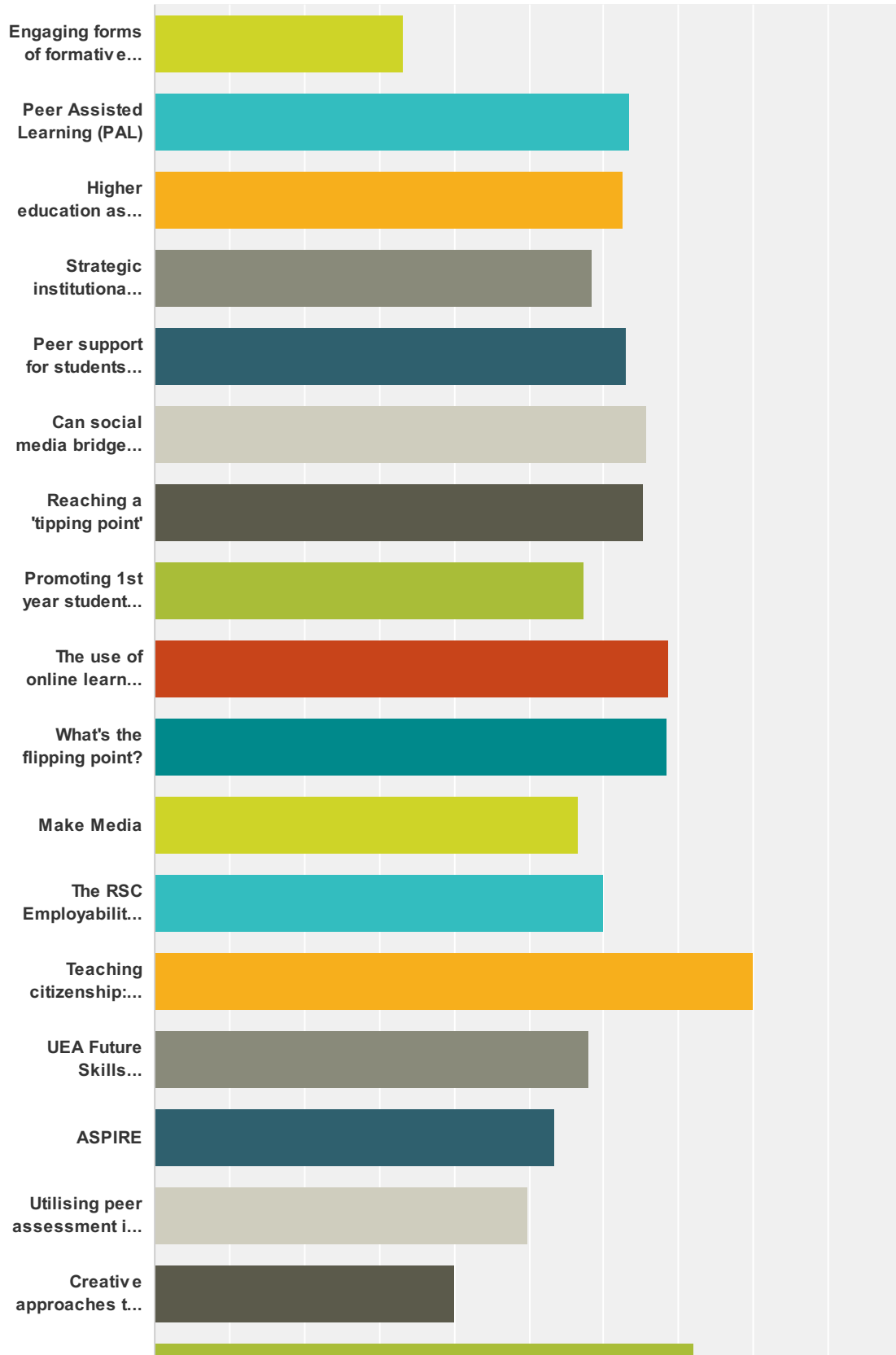
	1	2	3	4	Total	Average Rating
Engaging forms of formative assessment	38.71% 12	32.26% 10	12.90% 4	16.13% 5	31	2.06
Peer Assisted Learning (PAL)	10.34% 3	6.90% 2	27.59% 8	55.17% 16	29	3.28
Higher education as a partnership: students as 'co-creators'	0.00% 0	6.25% 1	37.50% 6	56.25% 9	16	3.50
Strategic institutional change in teaching, learning and assessment	8.33% 1	25.00% 3	33.33% 4	33.33% 4	12	2.92
Peer support for students with disabilities...	0.00% 0	8.33% 1	41.67% 5	50.00% 6	12	3.42
Can social media bridge the engagement gap between theory and practice?	0.00% 0	17.24% 5	55.17% 16	27.59% 8	29	3.10
Reaching a 'tipping point'	3.70% 1	18.52% 5	55.56% 15	22.22% 6	27	2.96
Promoting 1st year students' understanding/participation with assessment/feedback processes	6.45% 2	19.35% 6	51.61% 16	22.58% 7	31	2.90
The use of online learning and Prezi learning tools...	21.74% 5	4.35% 1	39.13% 9	34.78% 8	23	2.87
What's the flipping point?	4.00% 1	16.00% 4	44.00% 11	36.00% 9	25	3.12
Make Media	16.67% 1	16.67% 1	16.67% 1	50.00% 3	6	3.00
The RSC Employability Development Portfolio	0.00% 0	25.00% 1	50.00% 2	25.00% 1	4	3.00
Teaching citizenship: community engagement in the classroom	0.00% 0	0.00% 0	0.00% 0	100.00% 4	4	4.00
UEA Future Skills Initiative and the Higher Education Academy (HEA)	11.11% 1	11.11% 1	44.44% 4	33.33% 3	9	3.00
ASPIRE	25.00% 2	0.00% 0	25.00% 2	50.00% 4	8	3.00
Utilising peer assessment in radiography	16.67% 1	50.00% 3	0.00% 0	33.33% 2	6	2.50
Creative approaches to gaining service user feedback in the assessment of social work students	11.11% 1	33.33% 3	33.33% 3	22.22% 2	9	2.67
Misunderstandings over research in PGT courses	0.00% 0	0.00% 0	60.00% 3	40.00% 2	5	3.40

UEA Learning and Teaching Day 2014

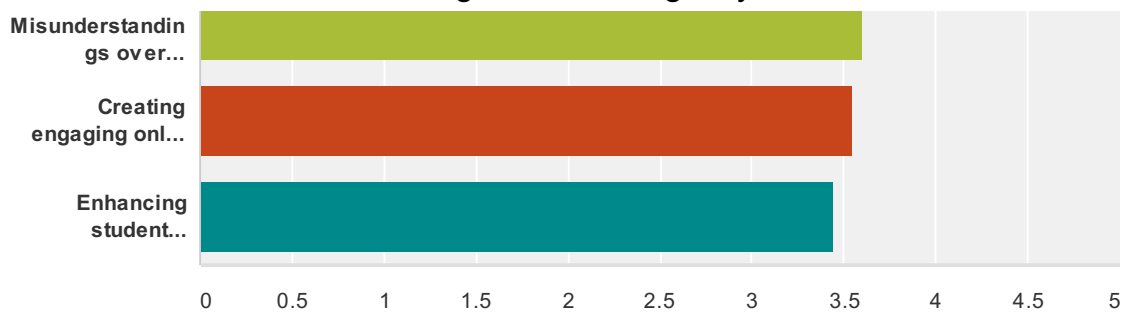
Creating engaging online learning in the School of Nursing Sciences	0.00% 0	9.09% 1	54.55% 6	36.36% 4	11	3.27
Enhancing student learning through service user involvement in FMH pre-registration programmes	11.11% 1	11.11% 1	55.56% 5	22.22% 2	9	2.89

Q8 On a scale of 1 - 4 (where 1 is poor and 4 is excellent) please rate each session you attended in terms of usefulness to your role.

Answered: 78 Skipped: 0



UEA Learning and Teaching Day 2014



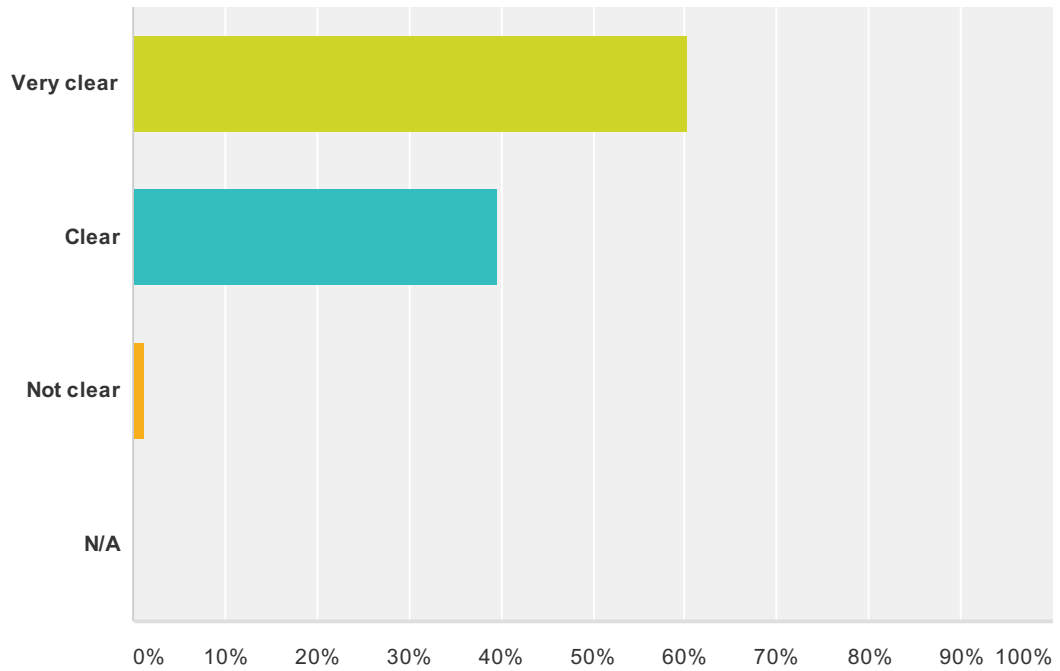
	1	2	3	4	Total	Average Rating
Engaging forms of formative assessment	65.63% 21	18.75% 6	0.00% 0	15.63% 5	32	1.66
Peer Assisted Learning (PAL)	6.90% 2	17.24% 5	27.59% 8	48.28% 14	29	3.17
Higher education as a partnership: students as 'co-creators'	6.25% 1	18.75% 3	31.25% 5	43.75% 7	16	3.13
Strategic institutional change in teaching, learning and assessment	7.69% 1	38.46% 5	7.69% 1	46.15% 6	13	2.92
Peer support for students with disabilities...	0.00% 0	23.08% 3	38.46% 5	38.46% 5	13	3.15
Can social media bridge the engagement gap between theory and practice?	3.57% 1	14.29% 4	32.14% 9	50.00% 14	28	3.29
Reaching a 'tipping point'	7.69% 2	7.69% 2	34.62% 9	50.00% 13	26	3.27
Promoting 1st year students' understanding/participation with assessment/feedback processes	3.23% 1	32.26% 10	38.71% 12	25.81% 8	31	2.87
The use of online learning and Prezi learning tools...	4.35% 1	8.70% 2	26.09% 6	60.87% 14	23	3.43
What's the flipping point?	3.85% 1	7.69% 2	30.77% 8	57.69% 15	26	3.42
Make Media	33.33% 2	0.00% 0	16.67% 1	50.00% 3	6	2.83
The RSC Employability Development Portfolio	25.00% 1	0.00% 0	25.00% 1	50.00% 2	4	3.00
Teaching citizenship: community engagement in the classroom	0.00% 0	0.00% 0	0.00% 0	100.00% 5	5	4.00
UEA Future Skills Initiative and the Higher Education Academy (HEA)	20.00% 2	20.00% 2	10.00% 1	50.00% 5	10	2.90
ASPIRE	22.22% 2	22.22% 2	22.22% 2	33.33% 3	9	2.67
Utilising peer assessment in radiography	0.00% 0	66.67% 4	16.67% 1	16.67% 1	6	2.50
Creative approaches to gaining service user feedback in the assessment of social work students	33.33% 2	50.00% 3	0.00% 0	16.67% 1	6	2.00
Misunderstandings over research in PGT courses	0.00% 0	0.00% 0	40.00% 2	60.00% 3	5	3.60

UEA Learning and Teaching Day 2014

Creating engaging online learning in the School of Nursing Sciences	0.00% 0	0.00% 0	45.45% 5	54.55% 6	11	3.55
Enhancing student learning through service user involvement in FMH pre-registration programmes	0.00% 0	11.11% 1	33.33% 3	55.56% 5	9	3.44

Q9 How clear did you find the information regarding the day?

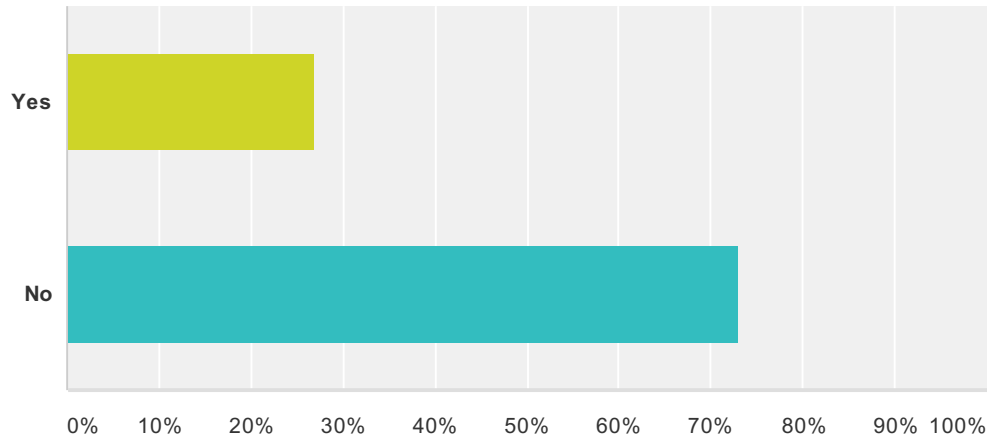
Answered: 78 Skipped: 0



Answer Choices	Responses	
Very clear	60.26%	47
Clear	39.74%	31
Not clear	1.28%	1
N/A	0.00%	0
Total Respondents: 78		

Q10 Did you use the Twitter #uealt14?

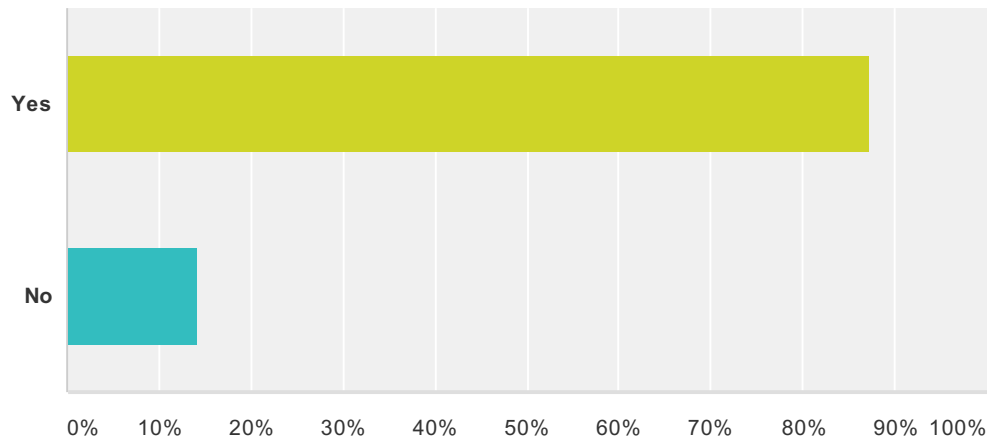
Answered: 78 Skipped: 0



Answer Choices	Responses	
Yes	26.92%	21
No	73.08%	57
Total Respondents: 78		

Q11 Did you attend the Keynote session?

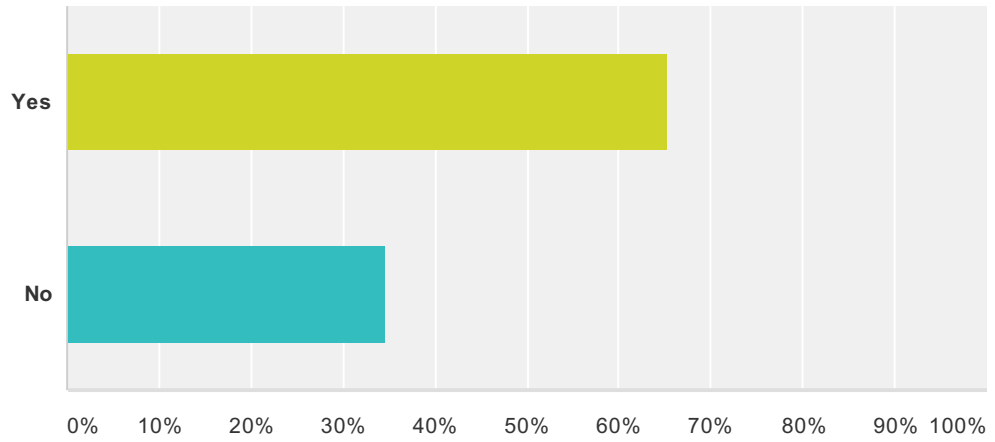
Answered: 78 Skipped: 0



Answer Choices	Responses
Yes	87.18% 68
No	14.10% 11
Total Respondents: 78	

Q12 Did you attend the Plenary?

Answered: 78 Skipped: 0



Answer Choices	Responses
Yes	65.38% 51
No	34.62% 27
Total Respondents: 78	

**Q13 What are your thoughts on the
keynote/plenary sessions?**

Answered: 78 Skipped: 0

Q14 What have you gained from the day?

Answered: 78 Skipped: 0

Q15 Do you have any suggestions for a theme for Learning & Teaching Day 2015?

Answered: 29 Skipped: 49

Q16 Any other comments, suggestions or if you had any significant problems, please explain here:

Answered: 35 Skipped: 43