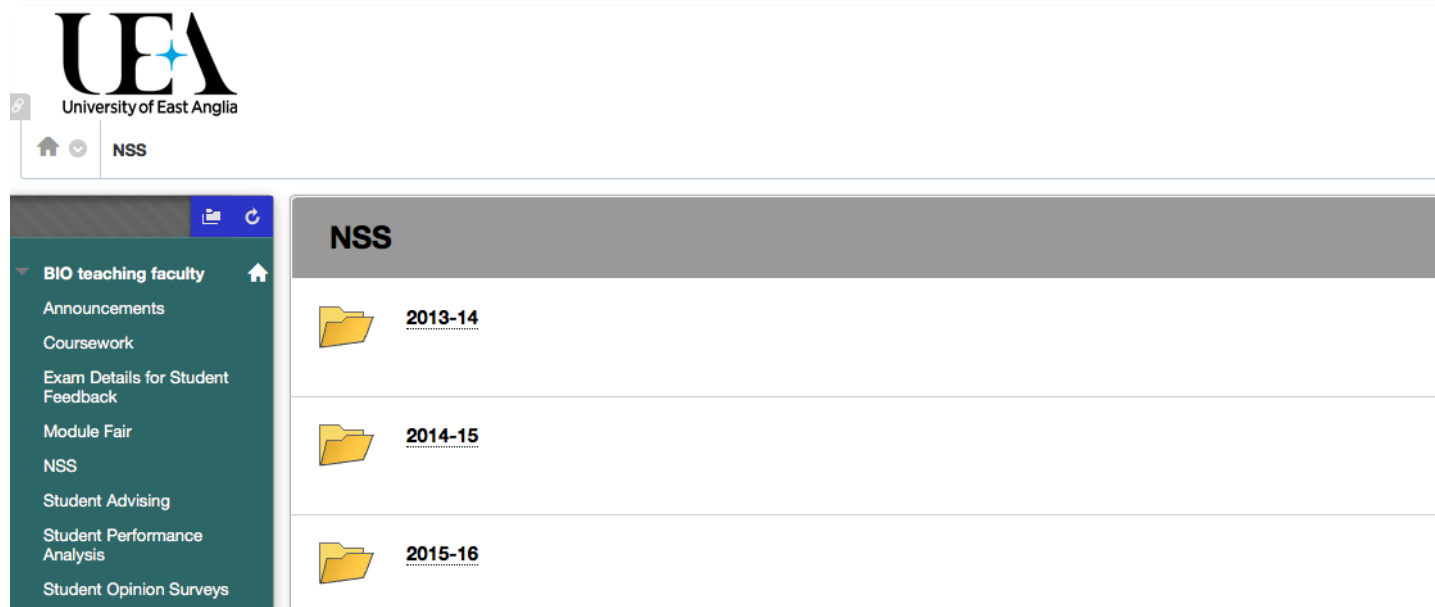


**BIO School Meeting**  
**7 September 2016**

***Teaching Update***

- ✦ NSS
- ✦ Student numbers
- ✦ Coursework Feedback, Learning & Teaching Day

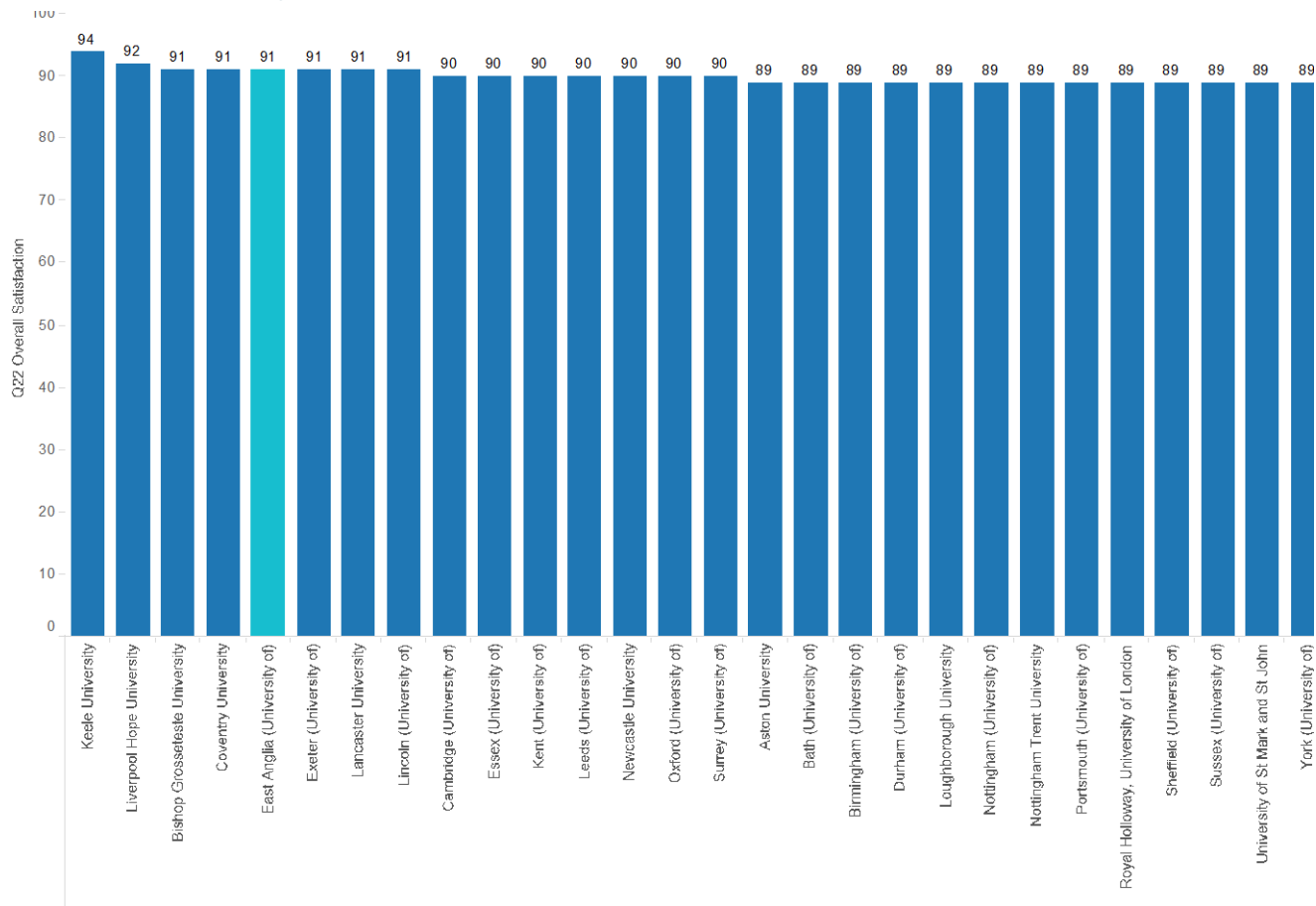
- Interim analysis based on BIU documents 'NSS 2016 initial data release briefing note - Internal Scores only' and 'NSS 2016 Second data release briefing note'
- More complete analysis will be provided on 23/09/2016
- Documents on 'BIO teaching faculty' Blackboard pages



The screenshot displays the Blackboard interface for the University of East Anglia. At the top left, the UEA logo and name are visible. Below this, a navigation bar shows a home icon and the text 'NSS'. The main content area is titled 'NSS' and contains three folders representing the years 2013-14, 2014-15, and 2015-16. On the left side, a dark green sidebar menu lists various navigation options: 'BIO teaching faculty' (with a home icon), 'Announcements', 'Coursework', 'Exam Details for Student Feedback', 'Module Fair', 'NSS', 'Student Advising', 'Student Performance Analysis', and 'Student Opinion Surveys'.

# NSS - UEA

- UEA's rank out of English Mainstream Institutions for Overall Satisfaction: joint 3rd (2015: 2<sup>nd</sup>)



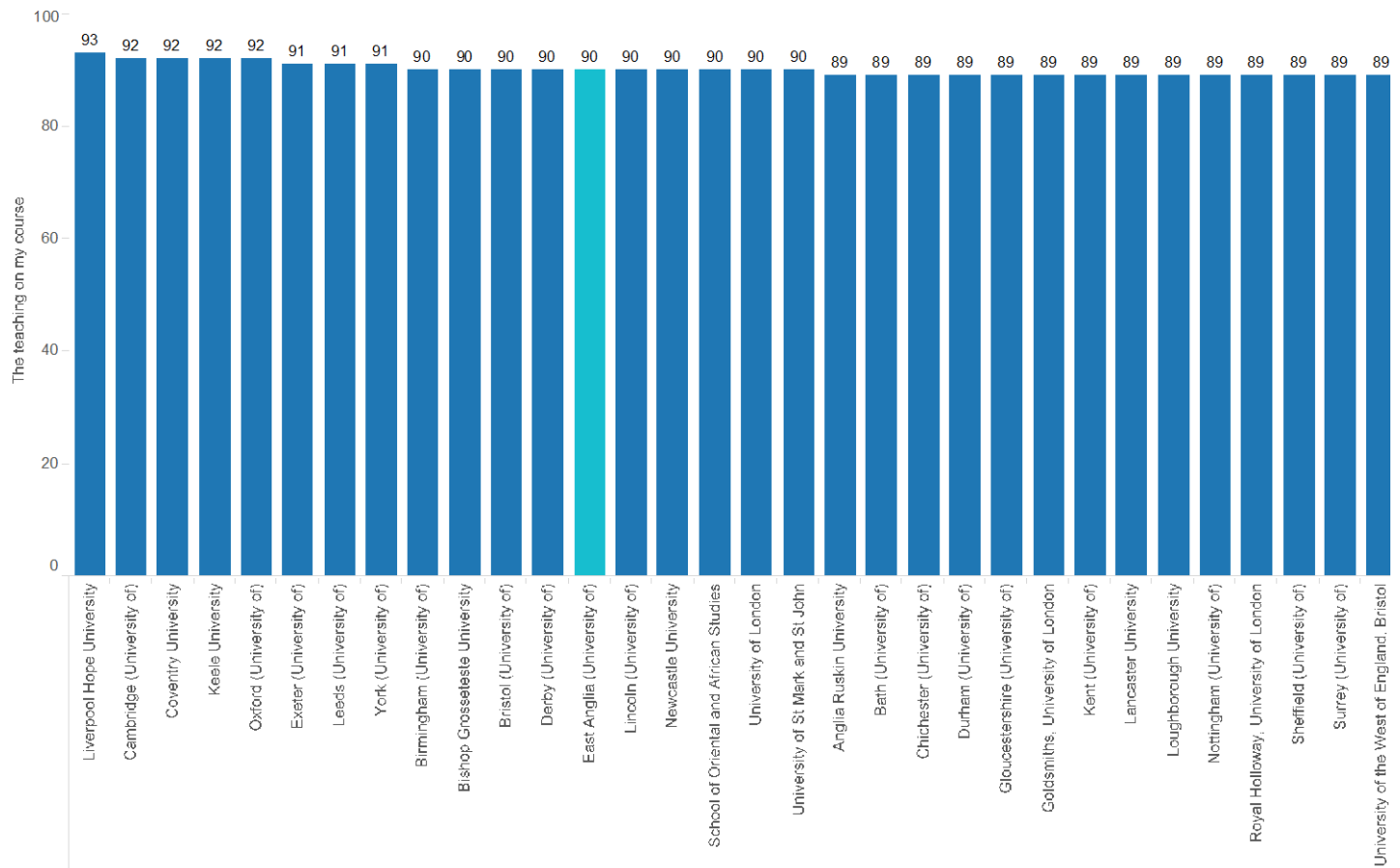
# NSS - BIO

- Overall Satisfaction (Q22)

	2016		2015	
	%	Rank	%	Rank
Molec. Biol., Biophys. & Biochem.	100	1/47	100	1/44
Microbiology	95	3/14	95	7/14
Biology	91	21/63	94	19/62

# NSS - UEA

- UEA's rank out of English Mainstream Institutions for 'Teaching on my course': joint 9<sup>th</sup> (2015: 6<sup>th</sup>)



# NSS - BIO

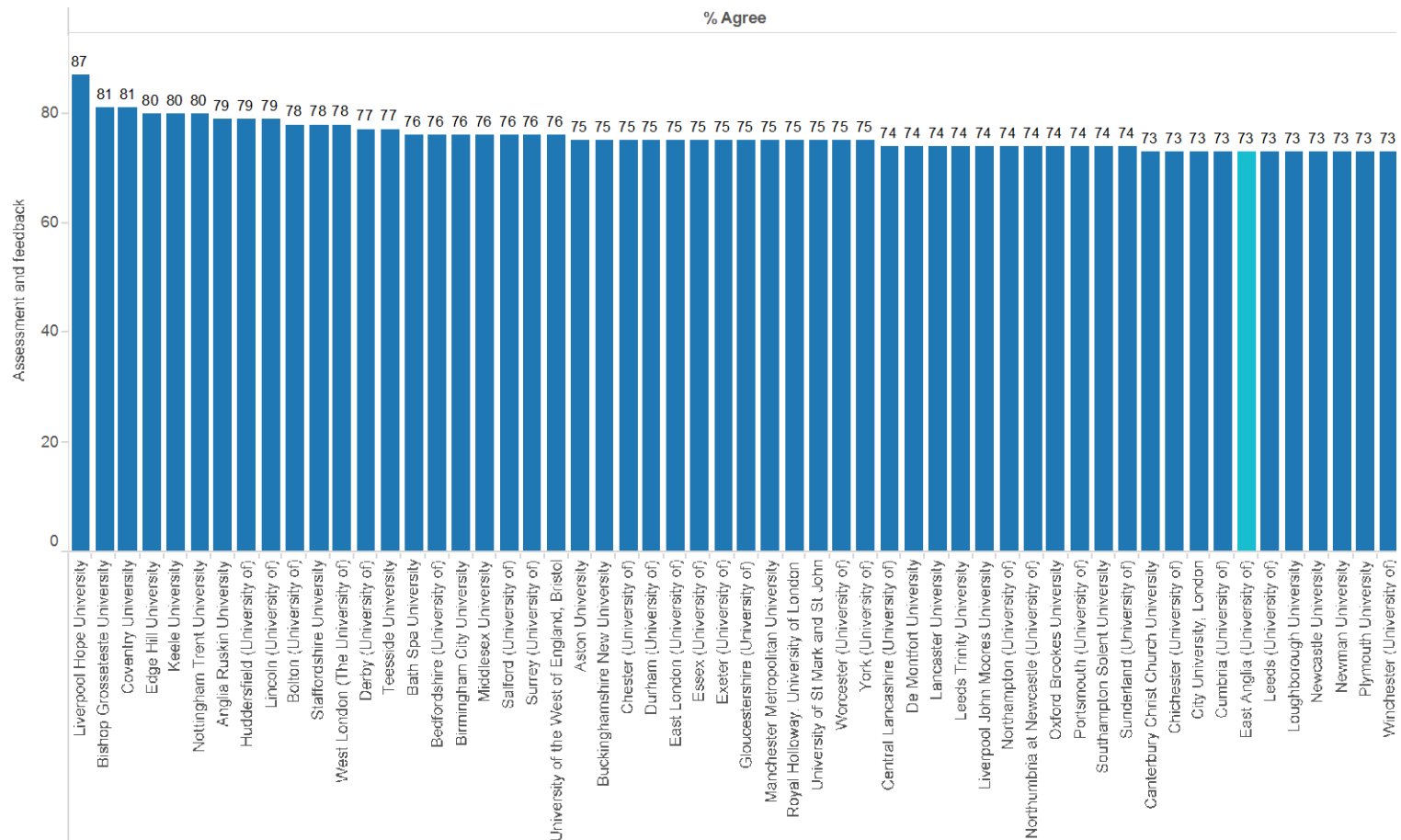
- Teaching on my course

	2016		2015	
	%	Rank	%	Rank
Molec. Biol., Biophys. & Biochem.	92	16/47	95	8/44
Microbiology	93	5/14	95	4/14
Biology	91	31/63	96	6/62

# NSS - UEA



- UEA's rank out of English Mainstream Institutions for Assessment and Feedback: joint 46<sup>th</sup> (2015: 60<sup>th</sup>)





- Assessment and Feedback

	2016		2015	
	%	Rank	%	Rank
Molec. Biol., Biophys. & Biochem.	69	21/47	58	32/44
Microbiology	65	10/14	62	4/14
Biology	70	35/63	71	12/62

# Student numbers

Course	2016-17	2015-16
Biology (and variants)	105	115
Biochemistry (and variants)	49	28
Biomedicine	61	65
Ecology	15	9
Molecular Biology and Genetics	17	10
MSci Biological Sciences	2	6
Biology with Foundation	29	25
Total (without Foundation)	249	233
Total (with Foundation)	278	258

# Student numbers

Module Code	Module Title	Student #s 2016/17	Student #s 2015-16
BIO-0001B	FURTHER BIOLOGY	120	110
BIO-0002A	INTRODUCTORY BIOLOGY	110	100
BIO-4001A	BIODIVERSITY	140	143
BIO-4002B	EVOLUTION, BEHAVIOUR AND ECOLOGY	140	143
BIO-4006Y	ISSUES & APPROACHES IN ECOLOGY	14	9
BIO-4007Y	PHYSICAL & ANALYTICAL METHODS ...	50	104
BIO-4008Y	SKILLS FOR BIOLOGISTS	197	205
BIO-4009Y	FOUNDATIONS FOR CHEMISTRY & PHYSIOLOGY	187	197
BIO-4012Y	INTRODUCTION TO BIOMEDICINE	62	65
BIO-4013Y/4014A	MOLECULES, GENES AND CELLS	236	251

# Coursework Feedback, Learning & Teaching Day

---



- BIO Learning and Teaching Day will be 14:00-17:00 Wednesday 14 September in BIO 0.12 (BIO/MTH computing lab)
- Focussed on coursework feedback, especially a *pro forma* based approach, and e-marking
- Workshop to develop feedback *pro forma* for your coursework assessments

# Coursework Feedback, Learning & Teaching Day

---



- Teaching Theme will set up a working group to, for each module:
  - Look at coursework guideline information provided to students
  - Look at coursework feedback provided to students
  - Work with module organisers (and others) to improve guideline and feedback information